

# AAAP Quarter 3



## School District of Indian River County African American Achievement Plan 2021-2022 Assurances of Implementation of Strategies/Action Steps



### Sebastian Elementary School of the Arts

#### 2021-2022 Quarter 3

In August 2021, the School District of Indian River County initiated the implementation of the 2021-2022 African American Achievement Plan. To review and ensure compliance with the progress of action steps associated with the African American Achievement Plan, the District provides quarterly updates related to action steps accomplished and quarterly outcomes. The attached documentation provides school-level evidence of progress towards accomplishing action steps incorporated into the 2021-2022 African American Achievement Plan. Documentation requirements have been designed to honor the full intent of the developed African American Achievement Plan while optimizing the efficiency and effectiveness of outlined actionable steps. To support ongoing accountability of action step implementation, documentation, and progress the following assurances have been verified by the principal of each school:

- Action steps included within the 2021-2022 African American Achievement Plan have been implemented with consistency and purpose to eliminate the achievement gap.
- Progress related to action steps has been monitored at designated intervals (e.g., monthly, quarterly) outlined in the African American Achievement Plan.
- Data reviews have been conducted to identify areas of strength and concern and disaggregated data will be provided upon request.
- Progress related to the elimination of the achievement gap has been monitored in an ongoing way and needed modifications have been made as identified.

Reviewed on 3/30/2022 Verified by Letitia Whitfield-Hart

### Reflection

We are going into our final quarter of instruction. We will continue to differentiate and plan for our Tier 2 and Tier 3 students as well as our L 25 population which is made up heavily of our AA students. We have begun our Saturday Camps to assist us with reading and Math and to offer additional hours of instruction for our students.

Strategy AAAP 1.1 (ALL SCHOOLS): Monitor the curriculum matrix that integrates African American History teachings in grades K-12 and is included in the curriculum map.

Number of Walk-throughs to Observe Implementation of African American History Teachings

1

Date(s) of Walk-throughs to Observe Implementation of African American History Teachings: (i.e. 8/27/2021, 9/13/2021, and 9/17/2021)

2-28-2022

Summary of observation(s):

School- Wide Black History Museum and Class Competitions for best Projects . Researching African American figures.

Strategy AAAP 1.2 (ELEMENTARY ONLY): Ensure that African American students who show a substantial deficiency in reading in grades K-3 receive targeted reading intervention as defined by the District's Reading Plan.

Date of Quarterly School-Based Data Reviews of Students Performing in the Lowest Quartile in Grades K-3:

March 17, 2021

#### African American Students Receiving Interventions for Substantial Reading Deficiencies

Kindergarten			First			Second			Third		
Count Scheduled	Count Identified	Percent	Count Scheduled	Count Identified	Percent	Count Scheduled	Count Identified	Percent	Count Scheduled	Count Identified	Percent
1	1	%	2	2	%	9	9	%	5	5	%

Strategy AAAP 1.3 (SECONDARY ONLY): Use Florida Early Warning Indicators to support secondary School Leadership Teams in

# AAAP Quarter 3

developing and implementing interventions for African American students who are not on-track to graduate.

Date(s) of School Level Review(s) of Early Warning Indicators for African American Students:

Summary of Action Steps/Plan Based Upon Reviews of Early Warning Indicators for African American Students:

Strategy AAAP 1.4 (SECONDARY ONLY): Implement processes to ensure that African American students have equitable access to advanced and accelerated courses in middle school and high school.

## Percentage of Racial Subgroup Enrolled in Advanced/Accelerated Courses During the Quarter All Grade Levels Served by the School (Combined)

African American	White, Non-Hispanic
%	%

Strategy AAAP 2.1 (ALL SCHOOLS): Implement data-driven problem solving and provide needs-based supports to schools to specifically address identified discipline and achievement disparities.

### DISCIPLINE

Date(s) of Problem-Solving Session(s) for Discipline: 3/17/2022

Summary of Action Steps/Plan Based Upon Problem Solving Session(s) for Discipline:

See attached Powerpoint > Data Shared with all teachers. Action Steps. Teachers will continue to utilize PBIS and CHAMPS to relay school wide expectations.

### ACHIEVEMENT

Date(s) of Problem-Solving Session(s) for Achievement: 2/28/2022

Summary of Action Steps/Plan Based Upon Problem Solving Session(s) for Achievement:

Coaches, Administration and Title one and teachers reviewed Iready Spring Data to make Tier 2 and Tier 3 groups for Rti SMART TIME. See attached Powerpoint

Strategy AAAP 2.2 (SECONDARY ONLY): Implement alternative discipline interventions and supports for African American students identified as off-track according to disciplinary Early Warning Indicators.

Number of Students in Racial Subgroup Supported by an Alternative Intervention Measures (A.I.M.) Advocate or Alternative School-based Program to Inspire Renewed Excellence (A.S.P.I.R.E.) Teacher During the Quarter  
All Grade Levels Served by the School (Combined)

African American	White, Non-Hispanic

Strategy AAAP 2.3 (ALL SCHOOLS): Monitor that all out-of-school suspensions are approved by principal supervisors prior to being assigned to a student.

Reported Out-of-School Suspensions for Quarter 3

Select One:

☐

No out-of-school suspensions were assigned during this time frame.

☒

All out-of-school suspensions were pre-approved by a principal supervisor.

Strategy AAAP 2.4 (ALL SCHOOLS): Ensure that School Improvement Plans for all schools specifically address how schools are providing interventions related to achievement gaps for African American students.

Date of Quarterly Review of School Improvement Plan: 2/28/2022

Does the School Improvement Plan Continue to Address the Achievement Gap for African American Students? Yes

If no, what modifications will be made to address the achievement gap?

# AAAP Quarter 3

**Summary of Action Steps/Plan based upon District Impact Review (based upon District & School Level Reviews):** Action Steps 1. Continuation of A2 Afterschool Tier 3 Camps for L 25 Students 2. Starting Saturday Math Camps for A2 students April 2, 2022

Strategy AAAP 3.1 (ALL SCHOOLS): Increase communication regarding the availability of extracurricular activities through the dissemination of a resource that provides information for individual schools.

**Date of Quarterly Review of Extracurricular Activity Student Participation Data within Focus Student Information System:** 2/17/2022

Total Count of African American Students Participating in One or More Extracurricular Activities	Total Count of African American Students Enrolled (#)	Total Percent of African American Students Participating in One or More Extracurricular Activities
17	107	15.9 %

**Summary of Action Steps/Plan to Increase Communication Regarding the Availability of Extracurricular Activities:**

We continue to engage our students with cheer and dance.

**(SECONDARY ONLY) Number of Students Participating in the African American Student Council (All Grade Levels):**

Strategy AAAP 4.3 (ALL SCHOOLS): Maintain diverse interviewing committees, while using universal application and interview protocols for the selection of instructional vacancy candidates.

<b>Number of Interviews Conducted by the Interview Committee:</b>	3
<b>Percentage of Interviewers on Interview Committee by Race</b>	
<b>African American</b>	<b>White, Non-Hispanic</b>
50 %	25 %

**(Optional) Additional information:**

Sebastian Elementary  
Discipline Data  
3/17/22

Minor Infraction

☒ N☐ Y

Transportation

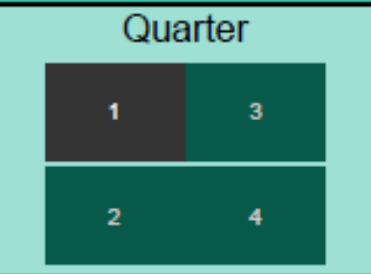
☒ N☐ Y

Currently Enrolled

☒ Y

Date of Referral

8/13/20213/16/2022



9

Ct ODR

6

Ct S's w ODR

359

Ct Students

(Blank)

Ct ODR w CR

Student Discipline 21-22

Discipline Code

Discipline Code	Location	Ct ODR	Ct Student w ODR
ODR - Requires Administration Review	Classroom	3	3
ODR - Requires Administration Review	Hallway / Corridor	3	3
Continuation of Level 2 Behavior(s)	Classroom	1	1
ODR - Requires Administration Review	Cafeteria	1	1
ODR - Requires Administration Review	Playground	1	1

Employee Type

All


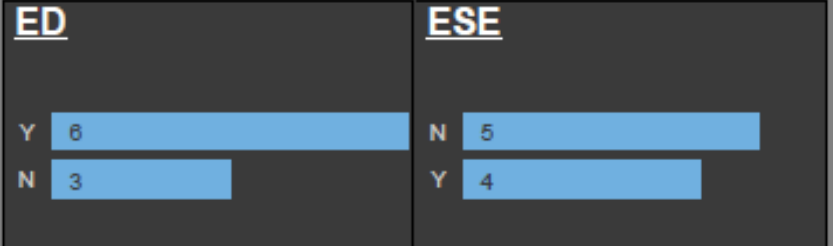
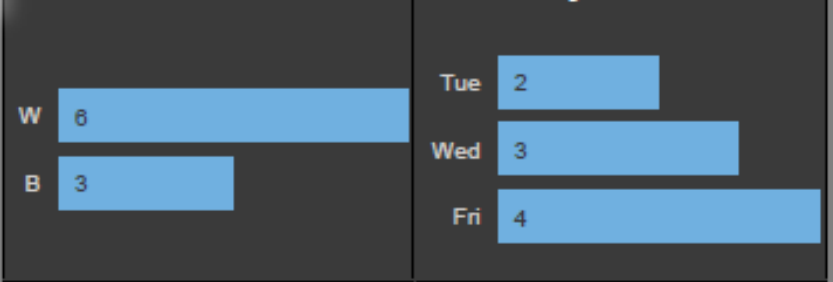
Reported By

Reported By:	Location	Emp Tp	Schl	Ct ODR	Ct Student w ODR
Antoine Adkins	Cafeteria	IN	SES	1	1
Antoine Adkins	Classroom	IN	SES	1	1
Antoine Adkins	Hallway / Corridor	IN	SES	3	3
Antoine Adkins	Playground	IN	SES	1	1
Coleen Hale	Classroom	IN	SES	1	1
Deborah Smith	Classroom	IN	SES	1	1
Leila Whitefield	Classroom	IN	SES	1	1

Student Detail

Student Name	Ct ODR	Location	Race /Eth	ESE	ELL	ED	Gd	Sch
[REDACTED]	1	Hallway / Corridor	B	N	[ZZ]	Y	05	SES
[REDACTED]	2	Classroom	W	Y	[ZZ]	N	05	SES
[REDACTED]	1	Hallway / Corridor	W	Y	[ZZ]	N	05	SES
Total	9							

Count of Referrals



School

SES

Grade

All

Charter

No

Reported by

All

Homeless

All

Race/Eth

All

ESE

All

ELL

All

ED

All

Location

All

Minor Infraction

☒ N  
☐ Y

Transportation

☒ N  
☐ Y

Currently Enrolled

☒ Y

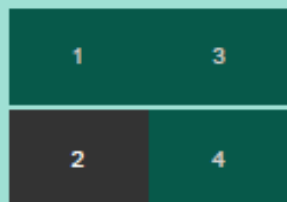
Date of Referral

8/13/2021

3/16/2022



Quarter



18  
Ct ODR

12  
Ct S's w ODR

359  
Ct Students

1  
Ct ODR w CR

# Student Discipline 21-22

## Discipline Code

Discipline Code	Location	Ct ODR	Ct Student w ODR
ODR - Requires Administration Review	Classroom	7	6
Fighting (minor/district)	Classroom	2	2
Inappropriate Behavior	Cafeteria	2	2
Contraband	Classroom	1	1
Inappropriate Behavior	Classroom	1	1
ODR - Requires Administration Review	Bus Circle	1	1

Employee Type

All

## Reported By

Reported By:	Location	Emp Tp	Schl	Ct ODR	Ct Student w ODR
Antoine Adkins	Bus Circle	IN	SES	1	1
Antoine Adkins	Cafeteria	IN	SES	2	2
Antoine Adkins	Classroom	IN	SES	3	2
Antoine Adkins	Hallway / Corridor	IN	SES	1	1
Antoine Adkins	Other	IN	SES	1	1
Deborah Smith	Classroom	IN	SES	4	3
Latitia Whitfield	Cafeteria	IN	SES	1	1

## Student Detail

Student Name	Ct ODR	Location	Race /Eth	ESE	ELL	ED	Gd	Sch
[REDACTED]	1	Classroom	W	N	[ZZ]	Y	05	SES
[REDACTED]	2	Cafeteria	W	N	[ZZ]	Y	02	SES
[REDACTED]	1	Classroom	W	N	[ZZ]	Y	02	SES
[REDACTED]	1	Hallway / Corridor	W	N	[ZZ]	Y	02	SES
[REDACTED]	1	Classroom	W	N	[ZZ]	Y	02	SES
Total	18							

# Count of Referrals

## Race/Eth

W

15

B

3

## ED

Y

12

N

6

## ELL

## School

SES

18

## Weekday

Tue

1

Wed

7

Thu

7

Fri

4

## ESE

N

13

Y

5

## Location

Clas...

12

Cafe...

3

Bus ...

1

Hall...

1

Other

1

School

SES

Grade

All

Charter

No

Reported by

All

Homeless

All

Race/Eth

All

ESE

All

ELL

All

ED

All

Location

All

## Minor Infraction

☐ N  
☐ Y

## Transportation

☐ N  
☐ Y

## Currently Enrolled

☐ Y

## Date of Referral

8/13/2021

3/16/2022

## Quarter

1

3

2

4

20

Ct ODR

11

Ct S's w ODR

359

Ct Students

1

Ct ODR w CR

## Student Discipline 21-22

## Discipline Code

Discipline Code	Location	Ct ODR	Ct Student w ODR
ODR - Requires Administration Review	Classroom	4	3
ODR - Requires Administration Review	Playground	3	3
Inappropriate Behavior	Classroom	2	2
Continuation of Level 2 Behavior(s)	Cafeteria	1	1
Continuation of Level 2 Behavior(s)	Classroom	1	1
Continuation of Level 2 Behavior(s)	Other	1	1

## Employee Type

All

## Reported By

Reported By:	Location	Emp Tp	Schl	Ct ODR	Ct Student w ODR
Antoine Adkins	Cafeteria	IN	SES	2	2
Antoine Adkins	Classroom	IN	SES	2	2
Antoine Adkins	Hallway / Corridor	IN	SES	1	1
Antoine Adkins	Office	IN	SES	2	1
Antoine Adkins	Other	IN	SES	1	1
Antoine Adkins	Playground	IN	SES	2	2
Claudia Manfredi	Classroom	IN	SES	1	1

## Student Detail


Student Name	Ct ODR	Location	Race /Eth	ESE	ELL	ED	Gd	Sch
[REDACTED]	1	Classroom	W	N	[ZZ]	Y	05	SES
[REDACTED]	1	Cafeteria	W	N	[ZZ]	Y	02	SES
[REDACTED]	1	Classroom	W	N	[ZZ]	Y	02	SES
[REDACTED]	1	Hallway / Corridor	W	N	[ZZ]	Y	02	SES
Total	20							

## Count of Referrals

## Race/Eth



## Weekday



## ED

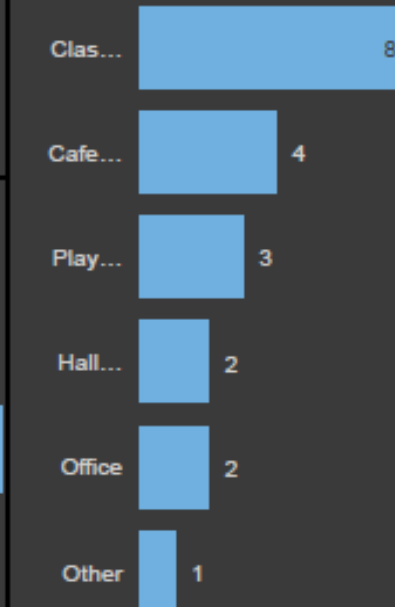


## ESE



## ELL

## Location



## School



## School

SES

## Grade

All

## Charter

No

## Reported by

All

## Homeless

All

## Race/Eth

All

## ESE

All

## ELL

All

## ED

All

## Location

All

## Minor Infraction

☐ N☐ Y

## Transportation

☐ N☐ Y

## Currently Enrolled

☐ Y

## Date of Referral

8/13/2021

3/16/2022

## Quarter

1

3

2

4

48

Ct ODR

24

Ct S's w ODR

359

Ct Students

2

Ct ODR w CR

## Student Discipline 21-22

## Discipline Code

Discipline Code	Location	Ct ODR	Ct Student w ODR
ODR - Requires Administration Review	Classroom	15	12
ODR - Requires Administration Review	Hallway / Corridor	5	5
ODR - Requires Administration Review	Playground	4	3
Inappropriate Behavior	Cafeteria	3	3
Inappropriate Behavior	Classroom	3	3
ODR - Requires Administration Review	Cafeteria	2	2

## Employee Type

All

## Reported By

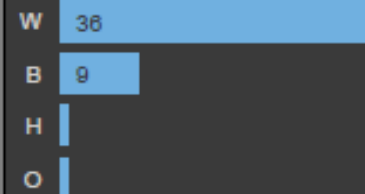
Reported By:	Location	Emp Tp	Schl	Ct ODR	Ct Student w ODR
Antoine Adkins	Bus Circle	IN	SES	1	1
Antoine Adkins	Cafeteria	IN	SES	5	2
Antoine Adkins	Classroom	IN	SES	6	5
Antoine Adkins	Hallway / Corridor	IN	SES	5	4
Antoine Adkins	Office	IN	SES	2	1
Antoine Adkins	Other	IN	SES	2	2
Antoine Adkins	Playground	IN	SES	2	2

## Student Detail

Student Name	Ct ODR	Location	Race /Eth	ESE	ELL	ED	Gd	Sch
[REDACTED]	2	Classroom	W	N	[ZZ]	Y	05	SES
[REDACTED]	3	Cafeteria	W	N	[ZZ]	Y	02	SES
[REDACTED]	2	Classroom	W	N	[ZZ]	Y	02	SES
[REDACTED]	2	Hallway / Corridor	W	N	[ZZ]	Y	02	SES
Total	48							

## Count of Referrals

## Race/Eth



## ED




## ELL

## School

SES 48

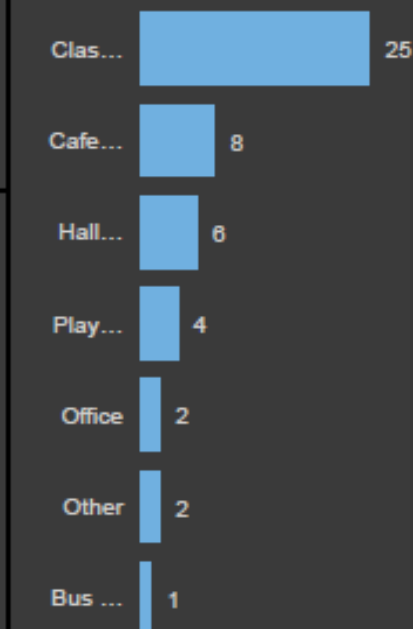
## Weekday



## ESE



## Location



## School

SES

## Grade

All

## Charter

No

## Reported by

All

## Homeless

All

## Race/Eth

All

## ESE

All

## ELL

All

## ED

All

## Location

All

Currently Enrolled  
☐ Y

8/13/2021

3/18/2022

Quarter

1

3

2

4

397

21

Ct StudentsCt ODR

11

Ct S's w ODR

Reported by

All

Location

All

Charter

All

School

SES

Minor Infraction 21-22

Ct of Minor Infractions

Student Name	Location	Gd	Race/Eth	Ct of Teachers	Count MI
[REDACTED]	Classroom	02	W	2	5
[REDACTED]	Classroom	05	O	1	1
[REDACTED]	Classroom	05	W	1	2
[REDACTED]	Office	05	W	1	1
[REDACTED]	Classroom	05	B	1	1
[REDACTED]	Athletic Facility	05	W	1	1
[REDACTED]	Classroom	05	W	1	1
Deane Jelani	Gym	05	W	1	1
Total				9	21

Reported By

Reported By:	Location	Schl	Ct Minor	Ct Student w Minor
Akkua Hallback	Athletic Facility	SES	1	1
Antoine Adkins	Classroom	SES	2	2
Antoine Adkins	Hallway / Corridor	SES	1	1
Antoine Adkins	Office	SES	1	1
Coleen Hale	Classroom	SES	1	1
Deborah Smith	Classroom	SES	1	1
Elizabeth Shukri	Classroom	SES	1	1
Jeffrey Zennaro	Classroom	SES	3	2

Student Detail

Student Name	Student Id	LOCATION	Race/Eth	ESE	ED	E
[REDACTED]	216439	Classroom	W	N	Y	Z
[REDACTED]	201277	Classroom	O	Y	Y	Z
[REDACTED]	217994	Classroom	W	N	N	Z
[REDACTED]	204132	Office	W	Y	N	Z
[REDACTED]	217103	Classroom	B	N	Y	Z

Count of Referrals

Weekday

Mon 1

Tue 5

Wed 1

Thu 8

Fri 8

School

SES 21

Location

LOCATION

Grade

All

Homeless

All

Race/Eth

All

ESE

All

ELL Code

All

ED

All

Race/Eth

W 14

B 6

O

ELL

ESE

N 14

Y 7

ED

Y 15

N 6

Currently Enrolled

☐ Y

8/13/2021

3/16/2022

Quarter

1

3

2

4

397

Ct Students

93

Ct ODR

39

Ct S's w ODR

Reported by

All

Location

All

Charter

All

School

SES

## Minor Infraction 21-22

### Ct of Minor Infractions

Student Name	Location	Gd	Race/ Eth	Ct of Teachers	Count MI
[REDACTED]	Classroom	01	W	1	1
[REDACTED]	Classroom	02	W	2	8
[REDACTED]	Hallway / Corridor	02	W	1	3
[REDACTED]	Classroom	05	O	1	1
[REDACTED]	Hallway / Corridor	03	B	1	1
[REDACTED]	Classroom	05	W	1	1
Blv. Havden	Classroom	02	W	1	1
Total				18	93

### Reported By

Reported By:	Location	Schl	Ct Minor	Ct Student w Minor
Antoine Adkins	Cafeteria	SES	1	1
Antoine Adkins	Classroom	SES	2	2
Antoine Adkins	Hallway / Corridor	SES	3	3
Antoine Adkins	Playground	SES	1	1
Antoine Adkins	Restroom	SES	1	1
Barbara Preziosi	Classroom	SES	1	1
Brenda Akers	Classroom	SES	2	2
Chelsea Steinhilber	Classroom	SES	1	1

### Student Detail

Student Name	Student Id	LOCATION	Race/Eth	ESE	ED	E
[REDACTED]	210298	Classroom	W	Y	Y	Z
[REDACTED]	216439	Classroom	W	N	Y	Z
[REDACTED]	216439	Hallway / Corridor	W	N	Y	Z
[REDACTED]	201277	Classroom	O	Y	Y	Z
[REDACTED]	211601	Hallway / Corridor	B	N	Y	Z

## Count of Referrals

### Weekday

Mon	11
Tue	24
Wed	28
Thu	14
Fri	16

### School

SES

93

### Location

LOCATION

### Race/Eth

W	48
B	31
H	12
O	

### ESE

N	58
Y	35

### ELL

### ED

Y	72
N	21

Grade

All

Homeless

All

Race/Eth

All

ESE

All

ELL Code

All

ED

All

Currently Enrolled  
☐ Y

8/13/2021

3/16/2022

Quarter

1

3

2

4

397

Ct Students

67

Ct ODR

26

Ct S's w ODR

Reported by

All

Location

All

Charter

All

School

SES

Minor Infraction 21-22

Ct of Minor Infractions

Student Name	Location	Gd	Race/Eth	Ct of Teachers	Count MI
	Classroom	02	W	2	4
	Hallway / Corridor	02	W	3	3
	Hallway / Corridor	05	W	1	1
	Classroom	03	B	1	1
	Hallway / Corridor	02	B	1	1
Burnside Jr.,	Hallway /	02	B	1	2
Total				16	67

Reported By

Reported By:	Location	Schl	Ct Minor	Ct Student w Minor
Antoine Adkins	Cafeteria	SES	1	1
Antoine Adkins	Classroom	SES	2	2
Antoine Adkins	Hallway / Corridor	SES	2	2
Antoine Adkins	Office	SES	1	1
Antoine Adkins	Other	SES	1	1
Barbara Preziosi	Classroom	SES	1	1
Barbara Preziosi	Playground	SES	1	1
Brenda Akers	Classroom	SES	2	2

Student Detail

Student Name	Student Id	LOCATION	Race/Eth	ESE	ED	E
	216439	Classroom	W	N	Y	Z
	216439	Hallway / Corridor	W	N	Y	Z
	217994	Hallway / Corridor	W	N	N	Z
	217102	Classroom	B	N	Y	Z
	215613	Hallway /	B	N	Y	Z

Count of Referrals

Weekday

Mon 8

Tue 20

Wed 18

Thu 13

Fri 12

School

SES 67

Location

LOCATION

Grade

All

Homeless

All

Race/Eth

All

ESE

All

ELL Code

All

ED

All

Race/Eth

B 29

W 24

H 13

O

ELL

ESE

N 37

Y 30

ED

Y 47

N 20

Currently Enrolled  
☐ Y

8/13/2021

3/16/2022

Quarter

1

3

2

4

397

188

Ct StudentsCt ODR

51

Ct S's w ODR

Reported by

All

Location

All

Charter

All

School

SES

Minor Infraction 21-22

Ct of Minor Infractions

Student Name	Location	Gd	Race/Eth	Ct of Teachers	Count MI
██████████	Classroom	01	W	1	1
██████████	Classroom	02	W	3	18
██████████	Hallway / Corridor	02	W	3	6
██████████	Classroom	05	O	2	2
██████████	Hallway / Corridor	03	B	1	1
██████████	Classroom	05	W	2	3
██████████	Hallway / Corridor	05	W	1	1
Total				22	188

Reported By

Reported By:	Location	Schl	Ct Minor	Ct Student w Minor
Akkua Hallback	Athletic Facility	SES	1	1
Antoine Adkins	Cafeteria	SES	2	2
Antoine Adkins	Classroom	SES	6	5
Antoine Adkins	Hallway / Corridor	SES	6	5
Antoine Adkins	Office	SES	2	2
Antoine Adkins	Other	SES	1	1
Antoine Adkins	Playground	SES	1	1
Antoine Adkins	Restroom	SES	1	1
---	--	---	-	-

Student Detail

Student Name	Student Id	LOCATION	Race/Eth	ESE	ED	E
██████████	210298	Classroom	W	Y	Y	Z
██████████	216439	Classroom	W	N	Y	Z
██████████	216439	Hallway / Corridor	W	N	Y	Z
██████████	201277	Classroom	O	Y	Y	Z
██████████	211601	Hallway / Corridor	B	N	Y	Z

Count of Referrals

Weekday

Mon 18

Tue 49

Wed 45

Thu 35

Fri 34

School

SES 188

Location

LOCATION

Race/Eth

W 86

B 66

H 25

O

ELL

ESE

N 109

Y 72

ED

Y 134

N 47

Grade

All

Homeless

All

Race/Eth

All

ESE

All

ELL Code

All

ED

All



(Relevance,  
Engagement, and  
Active Learning)

Let's Get R.E.A.L.  
About i-Ready!

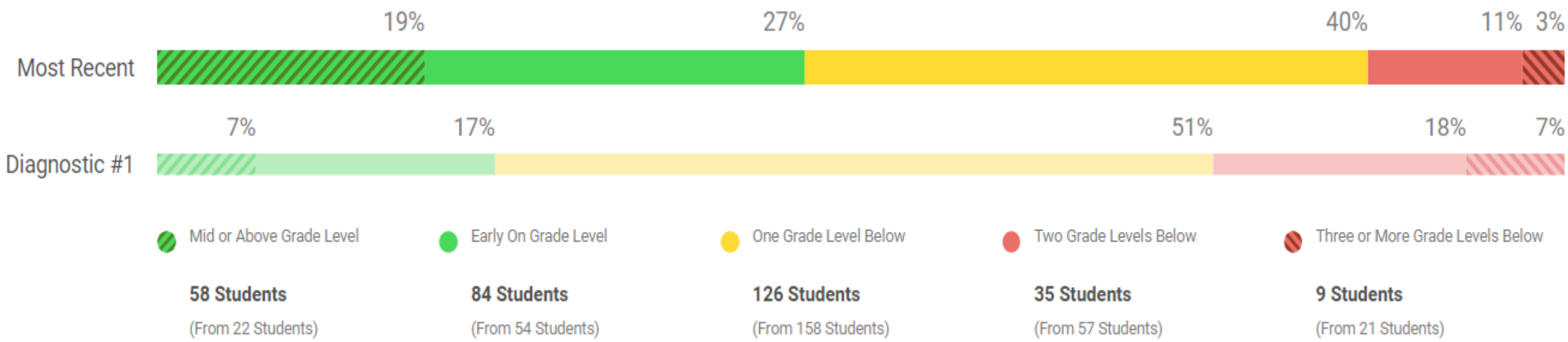


# Seb Elem Schoolwide Data Winter Diagnostic




## READING

### Overall Placement



# Seb Elem Winter Diagnostic By Grade Level



## READING

Mid Grade or Higher	Early Grade Level	1 Grade Below	2 Grades Below	3 or more Below

Grade K	Most Recent	<div><div></div><div></div><div></div></div>	23%	34%	43%	0%	0%
	Diagnostic #1	<div><div></div><div></div><div></div></div>	2%	21%	75%	2%	0%
Grade 1	Most Recent	<div><div></div><div></div><div></div><div></div></div>	13%	20%	60%	8%	0%
	Diagnostic #1	<div><div></div><div></div><div></div><div></div></div>	0%	8%	90%	3%	0%
Grade 2	Most Recent	<div><div></div><div></div><div></div><div></div><div></div></div>	22%	11%	43%	24%	0%
	Diagnostic #1	<div><div></div><div></div><div></div><div></div><div></div></div>	7%	11%	43%	39%	0%

# Seb Elem Winter Diagnostic By Grade Level

## READING

Mid Grade  
or Higher

Early Grade  
Level

1 Grade  
Below

2 Grades  
Below

3 or more  
Below



### Grade 3

Most Recent



17%


48%

21%

13%

2%

Diagnostic #1



6%

29%

25%

33%

6%

### Grade 4

Most Recent



22%

24%

49%

2%

2%

Diagnostic #1



13%

20%

42%

16%

9%

### Grade 5

Most Recent



14%


25%

33%

17%

10%

Diagnostic #1



12%

14%

38%

16%

20%

# Seb Elem Winter Diagnostic By Race



Mid Grade  
or Higher

Early Grade  
Level

1 Grade  
Below

2 Grades  
Below

3 or more  
Below

## READING



Asian	Most Recent		0%	0%	100%	0%	0%	2/2
	Diagnostic #1		0%	50%	50%	0%	0%	
Black or African American	Most Recent		6%	24%	46%	20%	4%	100/107
	Diagnostic #1		0%	12%	54%	21%	13%	
Two or More Races	Most Recent		0%	36%	64%	0%	0%	14/14
	Diagnostic #1		0%	7%	79%	14%	0%	
White	Most Recent		27%	28%	35%	8%	3%	196/232
	Diagnostic #1		11%	20%	47%	17%	4%	

# Seb Elem Schoolwide Data Winter Diagnostic



## MATH

### Overall Placement



Mid or Above Grade Level

**35 Students**

(From 9 Students)



Early On Grade Level

**68 Students**

(From 26 Students)



One Grade Level Below

**166 Students**

(From 201 Students)



Two Grade Levels Below

**26 Students**

(From 53 Students)





Three or More Grade Levels Below

**12 Students**

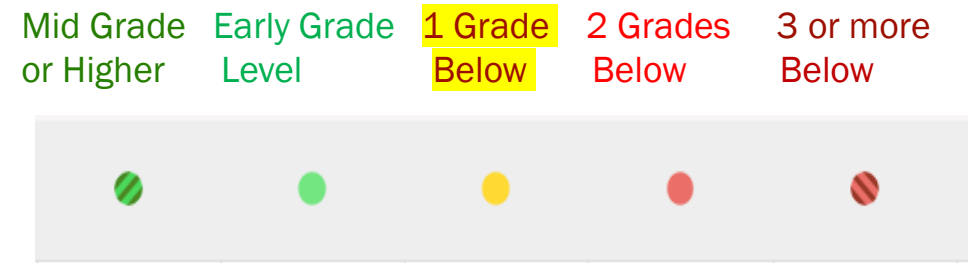
(From 18 Students)

# Seb Elem Winter Diagnostic By Grade Level



Grade K	Most Recent		31%	31%	38%	0%	0%
	Diagnostic #1		4%	12%	83%	2%	0%
Grade 1	Most Recent		8%	8%	83%	3%	0%
	Diagnostic #1		3%	0%	93%	5%	0%
Grade 2	Most Recent		4%	15%	66%	15%	0%
	Diagnostic #1		2%	6%	58%	34%	0%

# Seb Elem Winter Diagnostic By Grade Level



Grade 3	Most Recent		2%	17%	65%	15%	2%
	Diagnostic #1		0%	0%	73%	19%	8%
Grade 4	Most Recent		9%	36%	44%	9%	2%
	Diagnostic #1		4%	13%	60%	18%	4%
Grade 5	Most Recent		13%	25%	39%	9%	14%
	Diagnostic #1		4%	16%	41%	22%	17%

# Seb Elem Winter Diagnostic By Race



Mid Grade  
or Higher

Early Grade  
Level

1 Grade  
Below

2 Grades  
Below

3 or more  
Below

## MATH

Asian	Most Recent		50%	0%	50%	0%	2/2
	Diagnostic #1		0%	0%	100%	0%	
Black or African American	Most Recent		1%	13%	58%	10%	99/107
	Diagnostic #1		0%	2%	62%	12%	
Two or More Races	Most Recent		7%	43%	50%	0%	14/14
	Diagnostic #1		0%	0%	79%	7%	
White	Most Recent		17%	26%	53%	1%	192/232
	Diagnostic #1		5%	13%	66%	3%	