



Evidence of Progress Monitoring

School District of Indian River County

#SDIRCStrongerTogether

Date: 10/20/2020

School/Department: Indian River Charter High School

**Action Step #
and Description:**
(If more than one action
step is evidenced here,
please include all action
step #'s and a brief
description of each.)

1.38 Administration in coordination with the Curriculum Coordinator administered a round of formative assessments in Reading and Mathematics through the iReady platform. The results from this assessment and other assessment data pulled from FOCUS was discussed with the entire faculty in department meetings during the week of 10/19-10/23 as well as with department heads at a department head meeting (Department Chair Meeting 10 14 2020).

**Explanation of
Evidence:**

On October 1st of this year, all faculty were trained on the use of the iReady testing platform as evidenced in this email (iReady Administration Email) sent by the Curriculum Coordinator which contains a link showing teachers how to administer the test. In addition, the Curriculum Coordinator created a video teaching the teachers how to analyze the data collected from the iReady assessments, as evidenced in this email (iReady Analyze Data Email). The iReady formative assessment was administered to all students at the school on 10/07/20 (iReady Calendar). The Assistant Director pulled FSA baseline data for Reading and Mathematics performance differentiated by student subgroup, which is shown in this uploaded chart (FSA A.A. Students Average Achievement Level 2020-2021). In addition, performance of individual African American students on the iReady assessments was pulled and given to every teacher (iReady A.A. Students Math Diagnostic 10-07-20 Part I Anon., iReady A.A. Students Math Diagnostic 10-07-20 Part II Anon., iReady A.A. Students Reading Diagnostic 10-07-20 Part I Anon., iReady A.A. Students Reading Diagnostic 10-07-20 Part II Anon.)

**Results of Action
Taken:**

Teachers were trained on using the iReady testing platform and analyzed individual student performance for all African American students on their rosters. Teachers worked with students on a one-on-one basis and departments created action plans for closing the achievement gap, like the one submitted by the Foreign Language Department (Foreign Language Department Plan of Action).

Reflection:

The practice of analyzing baseline data and formative assessments as a full-faculty and in departments for subgroups of students will continue at IRCHS. This exercise is beneficial in pushing teachers to excel and increasing student performance.

Department Chair Meeting
10/14/2020

1. Clock in system
2. AP bonuses
3. Curriculum/Wednesdays?
4. Computer us on campus
5. Professional Attire
6. African American Achievement Plan
7. Curriculum Day

Foreign Language Department – 2020-2021

Teachers in the Foreign Language Department have received training on analyzing formative assessment results. Using the the iReady testing platform, we analyzed performance for African American students on our individual rosters. We identified specific standards that African American students are struggling in and are working to monitor their progress.

Based on the information, we will work with these students on an individual basis – providing additional support with developing reading strategies. This effort will be coordinated with Homebase teachers, who counsel students throughout their high school careers.



Gregory Zajicek

to employees@irchs.org

Oct 1, 2020, 10:31 AM



iReady for Teachers.

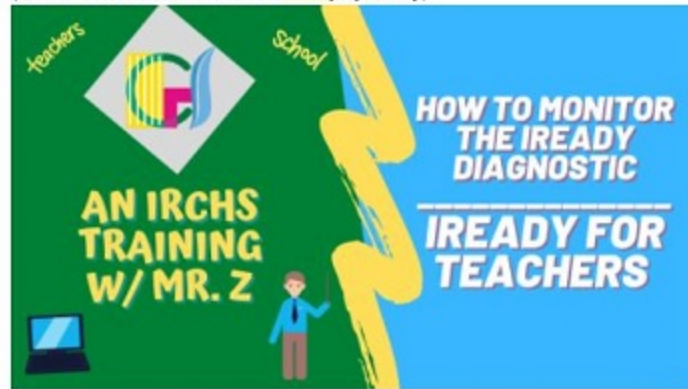
1. On Mon and Tues Homebase review the PPT sent in iReady for Students email
2. Watch the video attached <https://youtu.be/poJldRQFyU0>

Wednesday Morning at 8:30

1. Students Log in and select Math
2. You Log in to login.i-ready.com (username/email and the password is password449) The video explains the process
3. Choose Math in the upper left dropdown
4. Choose "Diagnostic Status" block
5. Choose "Monitor Students" at bottom
6. Open Go Guardian and monitor HB students
7. At 10:00, message on Go Guardian that they can take an hour break
8. At 11:00, repeat the process for Reading
9. Watching the video was definitely the better way to go

Please let students who need extended time finish throughout the day. If they do not finish on Wednesday, they will have to finish by HB at the end of the week.

(Please check for 100% status on iReady by Friday)



Fwd: iReady data - Math and English (optional) (2020-10-08 at 08:45 GMT-7) 



Gregory Zajicek

to teachers

iReady Analyze Data Email

Thu, Oct 8, 1:10 PM



Dear Teachers,

I held a quick 10-minute session with Derrick and Doc explain how to access individual i-Ready scores. I have attached it here for everyone. I realize that many of you would like to review the results with your HB students and/or email the parents.

Greg

Also...

Sorry, I forgot my camera was on, so I look kind of ridiculous.

----- Forwarded message -----

From: <meet-recordings-noreply@google.com>

Date: Thu, Oct 8, 2020 at 12:02 PM

Subject: iReady data - Math and English (optional) (2020-10-08 at 08:45 GMT-7)

To: <gregory.zajicek@irchs.org>

The recording has been uploaded.



iReady data - Math and English (optional) (2020-10-08 at 08:45 GMT-7)

[Open in Drive](#)

Google Drive: Have all your files within reach from any device.

Google LLC, 1600 Amphitheatre Parkway, Mountain View, CA 94043, USA

You have received this email because a recording was initiated in Google Meet.

Today



October 2020

iReady Calendar

SUN
27

MON
28

TUE
29

WED
30

4

5

6

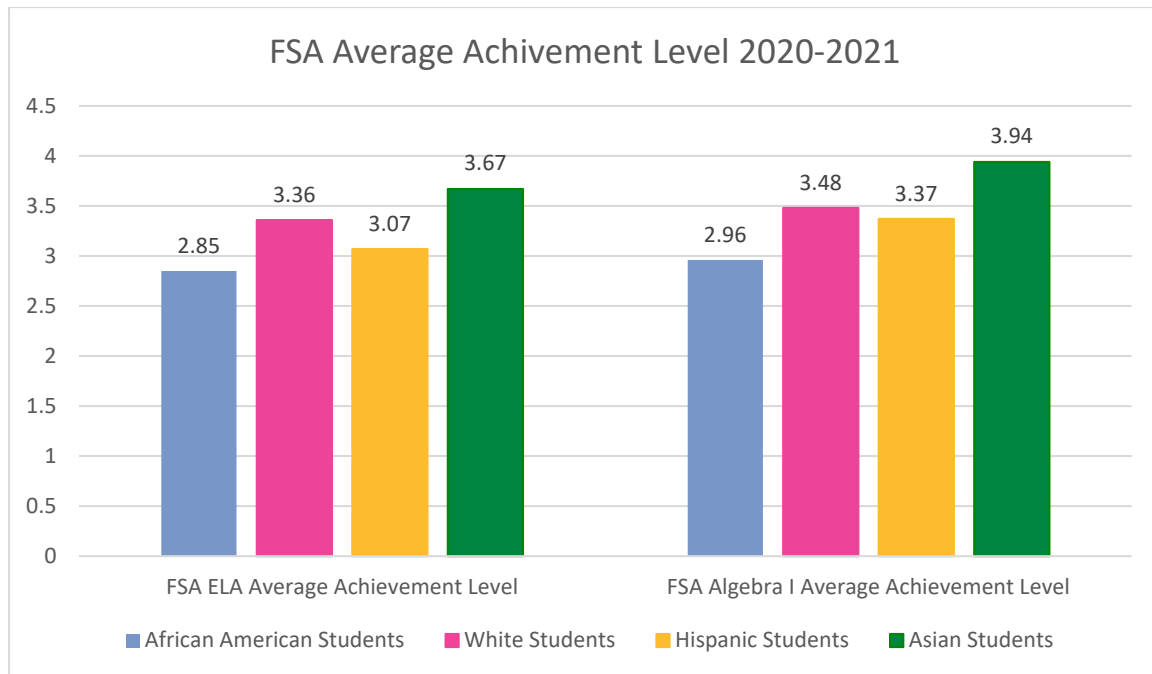
● 3:45pm Finance Meeting

7

● 8:30am iReady Session #1

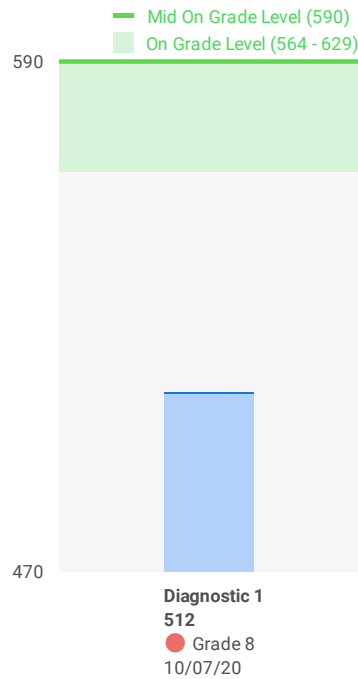
● 11am iReady Session #2

FSA A.A. Students Average Achievement Level 2020-2021



Subject
Student
Student ID
Student Grade
Date Range
Placement Definition
Diagnostic

Diagnostic 1



This Diagnostic used to establish
Growth Measures.

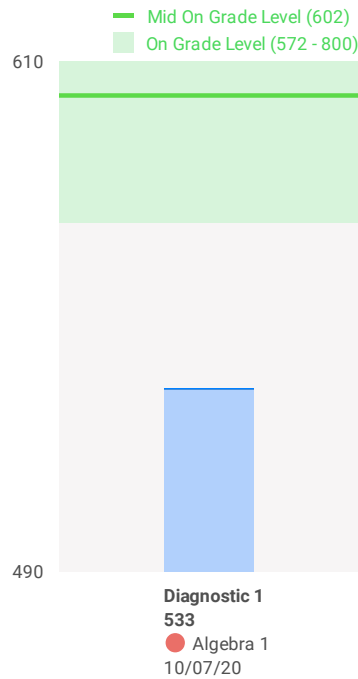
Overall

Grade 8 (512)
Standard Error +/- 6

Domain	Placement
Algebra and Algebraic Thinking	Grade 8
Geometry	Grade 8

Subject
Student
Student ID
Student Grade
Date Range
Placement Definition
Diagnostic

Diagnostic 1



This Diagnostic used to establish
Growth Measures.

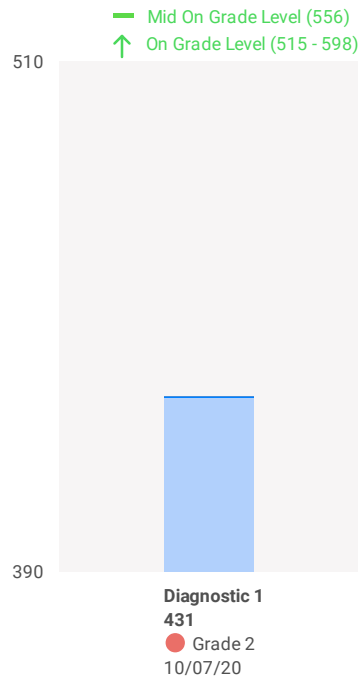
Overall

Algebra 1 (533)
Standard Error +/- 6

Domain	Placement
Algebra and Algebraic Thinking	Algebra 1
Geometry	Geometry

Subject
Student
Student ID
Student Grade
Date Range
Placement Definition
Diagnostic

Diagnostic 1



This Diagnostic used to establish
Growth Measures.


Overall

Grade 2 (431)
Standard Error +/- 6

Domain	Placement
Number and Operations	Grade 2
Algebra and Algebraic Thinking	Grade 2
Measurement and Data	Grade 3
Geometry	Grade 3

Subject
Student
Student ID
Student Grade
Date Range
Placement Definition
Diagnostic

Diagnostic 1



This Diagnostic used to establish
Growth Measures.

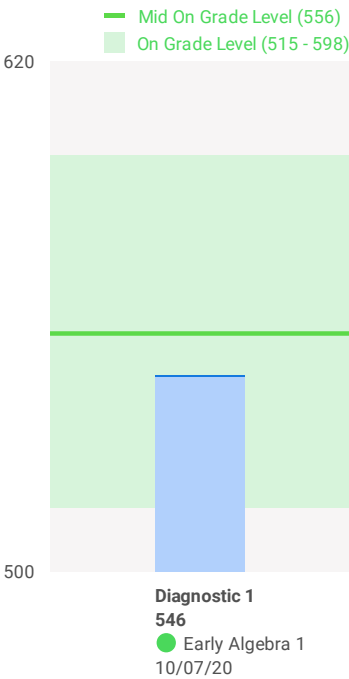
Overall

Algebra 1 (527)
Standard Error +/- 6

Domain	Placement
Algebra and Algebraic Thinking	Algebra 1
Geometry	Geometry

Subject
Student
Student ID
Student Grade
Date Range
Placement Definition
Diagnostic

Diagnostic 1



This Diagnostic used to establish
Growth Measures.


Overall

● Early Algebra 1
(546)
Standard Error +/- 6

Domain	Placement
Algebra and Algebraic Thinking	● Mid Algebra 1
Geometry	● Early Geometry

Subject
Student
Student ID
Student Grade
Date Range
Placement Definition
Diagnostic

Diagnostic 1



Overall


Grade 8 (507)
Standard Error +/- 6

Domain	Placement
Algebra and Algebraic Thinking	Grade 8
Geometry	Grade 8

This Diagnostic used to establish
Growth Measures.

Subject
Student
Student ID
Student Grade
Date Range
Placement Definition
Diagnostic

Diagnostic 1



This Diagnostic used to establish
Growth Measures.

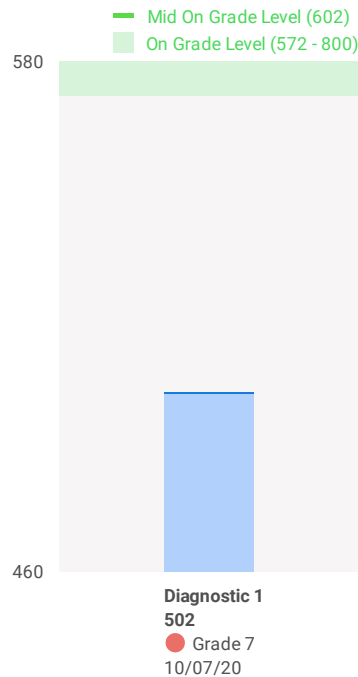
Overall

● Geometry (555)
Standard Error +/- 6

Domain	Placement
Algebra and Algebraic Thinking	● Algebra 1
Geometry	● Geometry

Subject
Student
Student ID
Student Grade
Date Range
Placement Definition
Diagnostic

Diagnostic 1



This Diagnostic used to establish
Growth Measures.

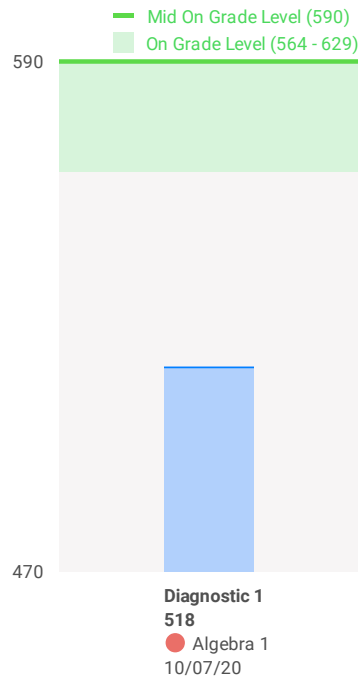
Overall

Grade 7 (502)
Standard Error +/- 6

Domain	Placement
Algebra and Algebraic Thinking	Grade 8
Geometry	Grade 7

Subject
Student
Student ID
Student Grade
Date Range
Placement Definition
Diagnostic

Diagnostic 1



Overall


Algebra 1 (518)
Standard Error +/- 6

Domain	Placement
Algebra and Algebraic Thinking	Grade 8
Geometry	Geometry

This Diagnostic used to establish
Growth Measures.

Subject
Student
Student ID
Student Grade
Date Range
Placement Definition
Diagnostic

Diagnostic 1



This Diagnostic used to establish
Growth Measures.


Overall

● Geometry (554)
Standard Error +/- 6

Domain	Placement
Algebra and Algebraic Thinking	● Algebra 1
Geometry	● Geometry

Subject
Student
Student ID
Student Grade
Date Range
Placement Definition
Diagnostic

Diagnostic 1



This Diagnostic used to establish
Growth Measures.

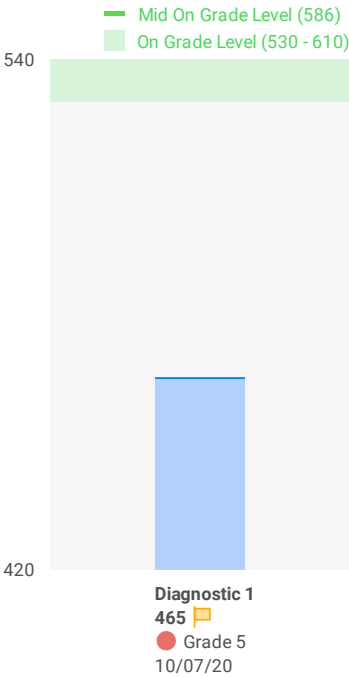
Overall

● Early Algebra 1
(543)
Standard Error +/- 6

Domain	Placement
Algebra and Algebraic Thinking	● Early Algebra 1
Geometry	● Early Geometry

Subject
Student
Student ID
Student Grade
Date Range
Placement Definition
Diagnostic

Diagnostic 1



This Diagnostic used to establish
Growth Measures.

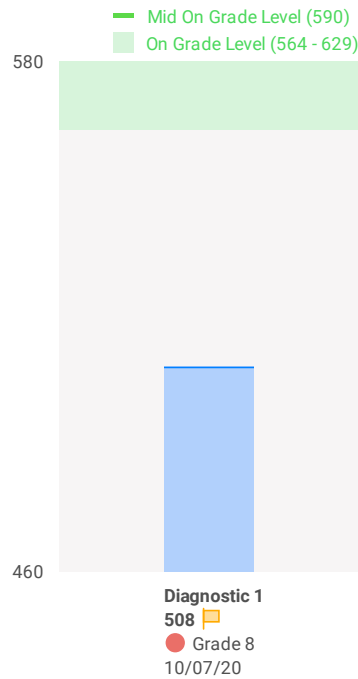
Overall

Grade 5 (465)
Standard Error +/- 7

Domain	Placement
Number and Operations	Grade 5
Algebra and Algebraic Thinking	Grade 5
Measurement and Data	Grade 4
Geometry	Grade 3

Subject
Student
Student ID
Student Grade
Date Range
Placement Definition
Diagnostic



Diagnostic 1



This Diagnostic used to establish
Growth Measures.


Overall

Grade 8 (508)
Standard Error +/- 6

Domain	Placement
Algebra and Algebraic Thinking	 Algebra 1
Geometry	 Grade 7

Subject
Student
Student ID
Student Grade
Date Range
Placement Definition
Diagnostic

Diagnostic 1



This Diagnostic used to establish
Growth Measures.


Overall

Grade 8 (509)
Standard Error +/- 6

Domain	Placement
Algebra and Algebraic Thinking	Early Algebra 1
Geometry	Grade 7

Subject
Student
Student ID
Student Grade
Date Range
Placement Definition
Diagnostic

Diagnostic 1



This Diagnostic used to establish
Growth Measures.

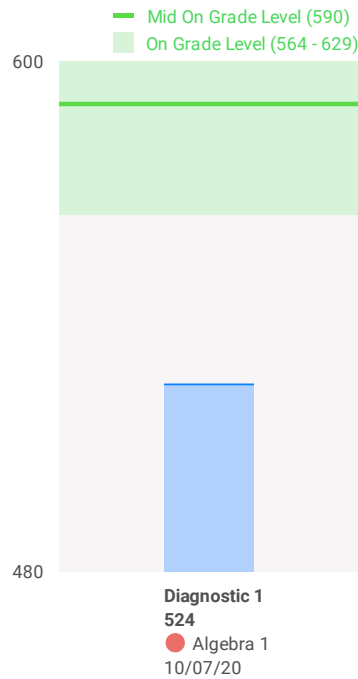
Overall

● Early Geometry
(554)
Standard Error +/- 6

Domain	Placement
Algebra and Algebraic Thinking	● Mid Algebra 1
Geometry	● Early Geometry

Subject
Student
Student ID
Student Grade
Date Range
Placement Definition
Diagnostic

Diagnostic 1



This Diagnostic used to establish
Growth Measures.


Overall

Algebra 1 (524)
Standard Error +/- 6

Domain	Placement
Algebra and Algebraic Thinking	Algebra 1
Geometry	Geometry

Subject
Student
Student ID
Student Grade
Date Range
Placement Definition
Diagnostic

Diagnostic 1



This Diagnostic used to establish
Growth Measures.


Overall

Grade 7 (500)
Standard Error +/- 6

Domain	Placement
Algebra and Algebraic Thinking	Grade 8
Geometry	Grade 6

Subject
Student
Student ID
Student Grade
Date Range
Placement Definition
Diagnostic

Diagnostic 1



This Diagnostic used to establish
Growth Measures.


Overall

Early Geometry
(546)
Standard Error +/- 6

Domain	Placement
Algebra and Algebraic Thinking	Early Algebra 1
Geometry	Early Geometry

Subject
Student
Student ID
Student Grade
Date Range
Placement Definition
Diagnostic

Diagnostic 1



This Diagnostic used to establish
Growth Measures.

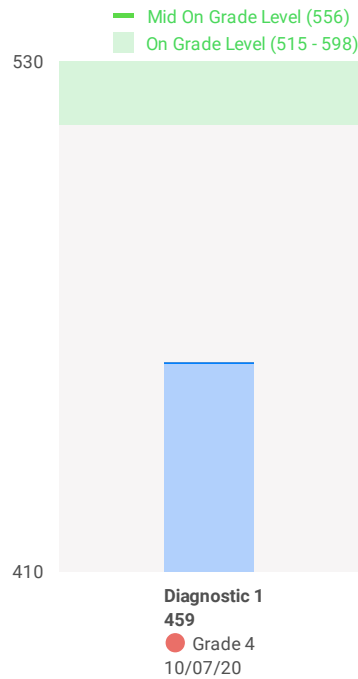
Overall

Algebra 1 (517)
Standard Error +/- 6

Domain	Placement
Algebra and Algebraic Thinking	Grade 8
Geometry	Geometry

Subject
Student
Student ID
Student Grade
Date Range
Placement Definition
Diagnostic

Diagnostic 1



Overall


Grade 4 (459)
Standard Error +/- 6

Domain	Placement
Algebra and Algebraic Thinking	Grade 4
Geometry	Grade 4

This Diagnostic used to establish
Growth Measures.

Subject
Student
Student ID
Student Grade
Date Range
Placement Definition
Diagnostic

Diagnostic 1



Overall


● Algebra 1 (525)
Standard Error +/- 6

Domain	Placement
Algebra and Algebraic Thinking	● Early Algebra 1
Geometry	● Early Geometry

This Diagnostic used to establish
Growth Measures.

Subject
Student
Student ID
Student Grade
Date Range
Placement Definition
Diagnostic

Diagnostic 1



This Diagnostic used to establish
Growth Measures.

Overall

Mid Algebra 2
(598)
Standard Error +/- 6


Domain	Placement
Algebra and Algebraic Thinking	Late Algebra 2
Geometry	Early Algebra 2

Subject
Student
Student ID
Student Grade
Date Range
Placement Definition
Diagnostic

No Data

Subject
Student
Student ID
Student Grade
Date Range
Placement Definition
Diagnostic

Diagnostic 1



Overall

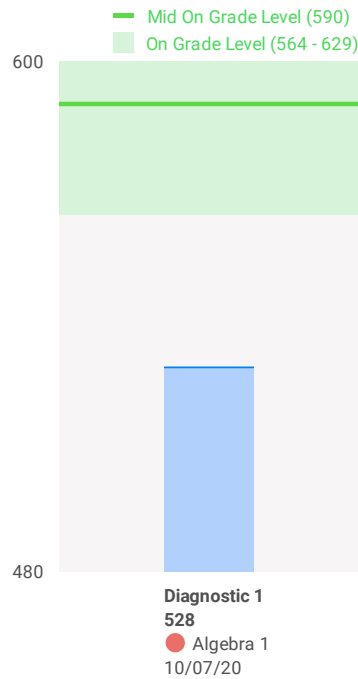
Grade 7 (502)
Standard Error +/- 6

Domain	Placement
Algebra and Algebraic Thinking	Grade 8
Geometry	Grade 7

This Diagnostic used to establish
Growth Measures.

Subject
Student
Student ID
Student Grade
Date Range
Placement Definition
Diagnostic

Diagnostic 1



Overall


● Algebra 1 (528)
Standard Error +/- 6

Domain	Placement
Algebra and Algebraic Thinking	● Algebra 1
Geometry	● Geometry

This Diagnostic used to establish
Growth Measures.

Subject
Student
Student ID
Student Grade
Date Range
Placement Definition
Diagnostic

Diagnostic 1



This Diagnostic used to establish
Growth Measures.

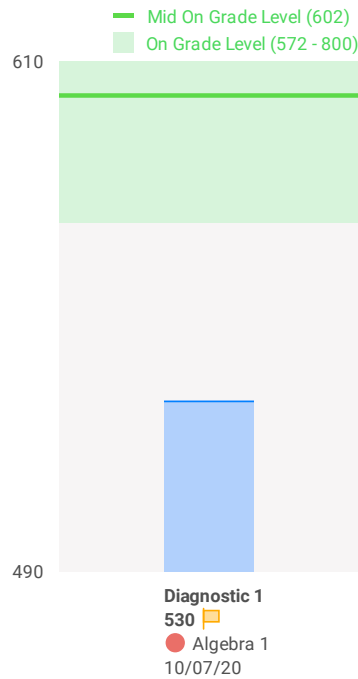
Overall

Early Geometry
(530)
Standard Error +/- 6

Domain	Placement
Algebra and Algebraic Thinking	Early Algebra 1
Geometry	Early Geometry

Subject
Student
Student ID
Student Grade
Date Range
Placement Definition
Diagnostic

Diagnostic 1



This Diagnostic used to establish
Growth Measures.


Overall

● Algebra 1 (530)
Standard Error +/- 6

Domain	Placement
Algebra and Algebraic Thinking	● Algebra 1
Geometry	● Geometry

Subject
Student
Student ID
Student Grade
Date Range
Placement Definition
Diagnostic

Diagnostic 1



This Diagnostic used to establish
Growth Measures.


Overall

Grade 6 (490)
Standard Error +/- 6

Domain	Placement
Algebra and Algebraic Thinking	Grade 8
Geometry	Grade 5

Subject
Student
Student ID
Student Grade
Date Range
Placement Definition
Diagnostic

Diagnostic 1



This Diagnostic used to establish
Growth Measures.


Overall

● Early Geometry
(568)
Standard Error +/- 6

Domain	Placement
Algebra and Algebraic Thinking	● Mid Algebra 1
Geometry	● Mid Geometry

Subject
Student
Student ID
Student Grade
Date Range
Placement Definition
Diagnostic

Diagnostic 1



This Diagnostic used to establish
Growth Measures.


Overall

● Early Algebra 1
(529)
Standard Error +/- 6

Domain	Placement
Algebra and Algebraic Thinking	● Early Algebra 1
Geometry	● Early Geometry

Subject
Student
Student ID
Student Grade
Date Range
Placement Definition
Diagnostic

Diagnostic 1



Overall

Grade 8 (506)
Standard Error +/- 6

Domain	Placement
Algebra and Algebraic Thinking	Grade 8
Geometry	Grade 8


This Diagnostic used to establish
Growth Measures.

Subject
Student
Student ID
Student Grade
Date Range
Placement Definition
Diagnostic

No Data

Subject
Student
Student ID
Student Grade
Date Range
Placement Definition
Diagnostic

Diagnostic 1



This Diagnostic used to establish
Growth Measures.

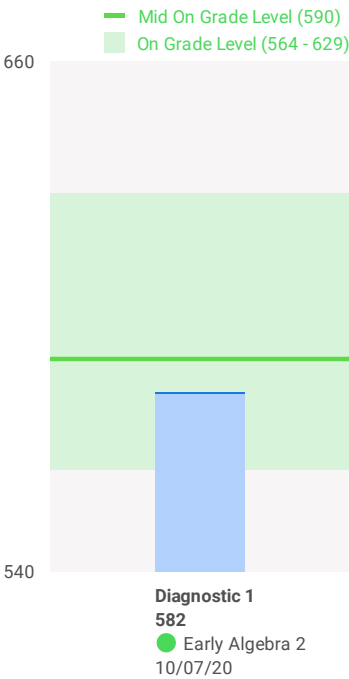
Overall

Grade 7 (499)
Standard Error +/- 6

Domain	Placement
Algebra and Algebraic Thinking	Grade 7
Geometry	Grade 7

Subject
Student
Student ID
Student Grade
Date Range
Placement Definition
Diagnostic

Diagnostic 1



This Diagnostic used to establish Growth Measures.


Overall

Early Algebra 2
(582)
Standard Error +/- 6

Domain	Placement
Algebra and Algebraic Thinking	Early Algebra 2
Geometry	Early Algebra 2

Subject
Student
Student ID
Student Grade
Date Range
Placement Definition
Diagnostic

Diagnostic 1



This Diagnostic used to establish
Growth Measures.


Overall

Grade 7 (498)
Standard Error +/- 6

Domain	Placement
Algebra and Algebraic Thinking	Grade 7
Geometry	Grade 7

Subject
Student
Student ID
Student Grade
Date Range
Placement Definition
Diagnostic

Diagnostic 1



This Diagnostic used to establish
Growth Measures.

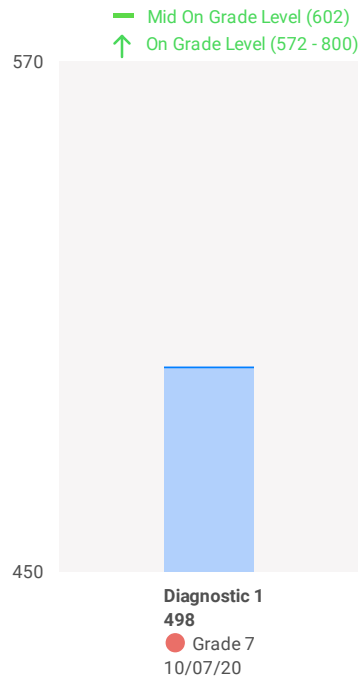
Overall

● Geometry (545)
Standard Error +/- 6

Domain	Placement
Algebra and Algebraic Thinking	● Algebra 1
Geometry	● Geometry

Subject
Student
Student ID
Student Grade
Date Range
Placement Definition
Diagnostic

Diagnostic 1



Overall

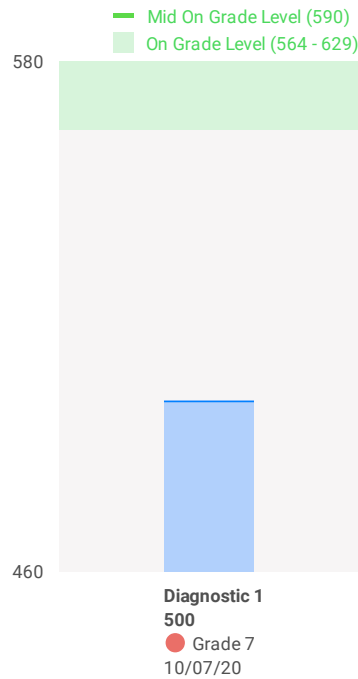
Grade 7 (498)
Standard Error +/- 6

Domain	Placement
Algebra and Algebraic Thinking	Grade 7
Geometry	Grade 7

This Diagnostic used to establish
Growth Measures.

Subject
Student
Student ID
Student Grade
Date Range
Placement Definition
Diagnostic

Diagnostic 1



Overall


Grade 7 (500)
Standard Error +/- 6

Domain	Placement
Algebra and Algebraic Thinking	Grade 6
Geometry	Grade 8

This Diagnostic used to establish
Growth Measures.

Subject
Student
Student ID
Student Grade
Date Range
Placement Definition
Diagnostic

Diagnostic 1



This Diagnostic used to establish
Growth Measures.

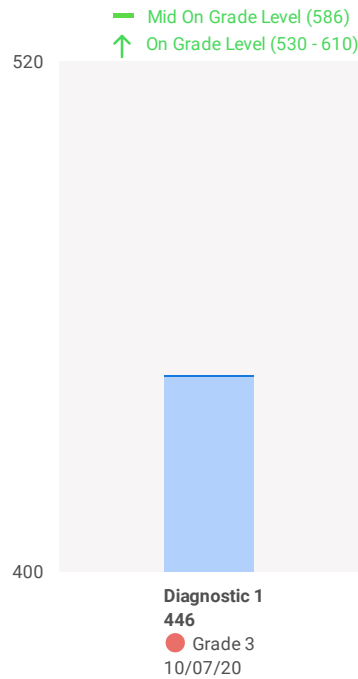
Overall

● Early Algebra 1
(531)
Standard Error +/- 6

Domain	Placement
Algebra and Algebraic Thinking	● Early Algebra 1
Geometry	● Early Geometry

Subject
Student
Student ID
Student Grade
Date Range
Placement Definition
Diagnostic

Diagnostic 1



Overall

● Grade 3 (446)
Standard Error +/- 7

Domain	Placement
Number and Operations	● Grade 4
Algebra and Algebraic Thinking	● Grade 3
Measurement and Data	● Grade 4
Geometry	● Grade 3


This Diagnostic used to establish
Growth Measures.

Subject
Student
Student ID
Student Grade
Date Range
Placement Definition
Diagnostic

No Data

Subject
Student
Student ID
Student Grade
Date Range
Placement Definition
Diagnostic

Diagnostic 1



Overall


Grade 7 (493)
Standard Error +/- 6

Domain	Placement
Algebra and Algebraic Thinking	Grade 8
Geometry	Grade 5

This Diagnostic used to establish
Growth Measures.

Subject
Student
Student ID
Student Grade
Date Range
Placement Definition
Diagnostic

Diagnostic 1



This Diagnostic used to establish
Growth Measures.

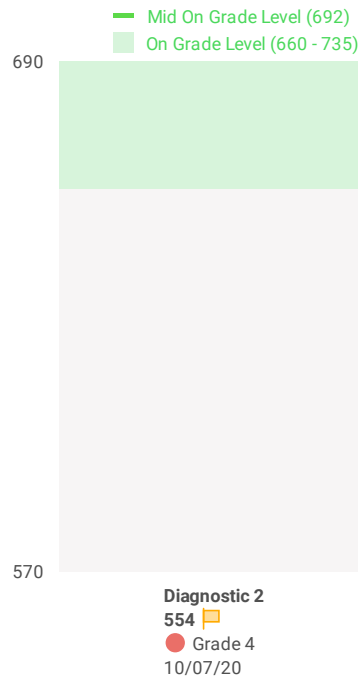
Overall

● Early Geometry
(541)
Standard Error +/- 6

Domain	Placement
Algebra and Algebraic Thinking	● Early Algebra 1
Geometry	● Early Geometry

Subject
Student
Student ID
Student Grade
Date Range
Placement Definition
Diagnostic


Diagnostic 2



Overall	
Grade 4 (554) Standard Error +/- 11	
Domain	Placement
Vocabulary	Grade 6
Comprehension: Literature	Grade 4
Comprehension: Informational Text	Grade 3

Subject
Student
Student ID
Student Grade
Date Range
Placement Definition
Diagnostic

Diagnostic 1



This Diagnostic used to establish
Growth Measures.

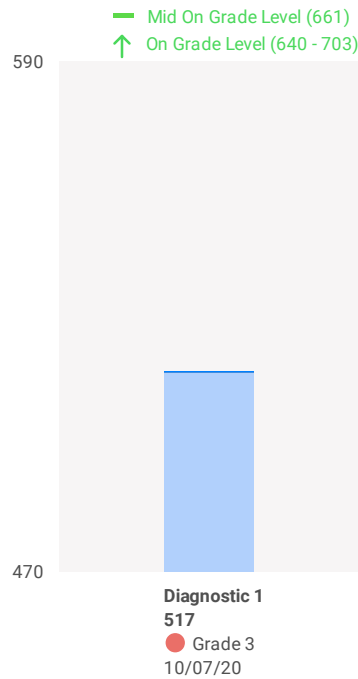
Overall

● Early 12 (678)
Standard Error +/- 11

Domain	Placement
Vocabulary	● Grade 11
Comprehension: Literature	● Early 12
Comprehension: Informational Text	● Mid / Late 12

Subject
Student
Student ID
Student Grade
Date Range
Placement Definition
Diagnostic

Diagnostic 1



Overall


Grade 3 (517)
Standard Error +/- 11

Domain	Placement
Vocabulary	Grade 3
Comprehension: Literature	Grade 2
Comprehension: Informational Text	Grade 4

This Diagnostic used to establish
Growth Measures.

Subject
Student
Student ID
Student Grade
Date Range
Placement Definition
Diagnostic

Diagnostic 1



This Diagnostic used to establish
Growth Measures.


Overall

Grade 8 (615)
Standard Error +/- 11

Domain	Placement
Vocabulary	Grade 8
Comprehension: Literature	Grade 7
Comprehension: Informational Text	Grade 9

Subject
Student
Student ID
Student Grade
Date Range
Placement Definition
Diagnostic

Diagnostic 1



This Diagnostic used to establish
Growth Measures.


Overall

Early 12 (690)
Standard Error +/- 11

Domain	Placement
Vocabulary	Early 12
Comprehension: Literature	Mid / Late 12
Comprehension: Informational Text	Early 12

Subject
Student
Student ID
Student Grade
Date Range
Placement Definition
Diagnostic

Diagnostic 1



This Diagnostic used to establish
Growth Measures.


Overall

● Early 9 (653)
Standard Error +/- 11

Domain	Placement
Vocabulary	● Mid / Late 9
Comprehension: Literature	● Early 9
Comprehension: Informational Text	● Early 9

Subject
Student
Student ID
Student Grade
Date Range
Placement Definition
Diagnostic

Diagnostic 1



This Diagnostic used to establish
Growth Measures.


Overall

Grade 8 (631)
Standard Error +/- 11

Domain	Placement
Vocabulary	Grade 8
Comprehension: Literature	Grade 8
Comprehension: Informational Text	Early 9

Subject
Student
Student ID
Student Grade
Date Range
Placement Definition
Diagnostic

Diagnostic 1



This Diagnostic used to establish
Growth Measures.


Overall

Grade 9 (636)
Standard Error +/- 11

Domain	Placement
Vocabulary	Grade 8
Comprehension: Literature	Grade 10
Comprehension: Informational Text	Grade 10

Subject
Student
Student ID
Student Grade
Date Range
Placement Definition
Diagnostic

Diagnostic 1



This Diagnostic used to establish
Growth Measures.

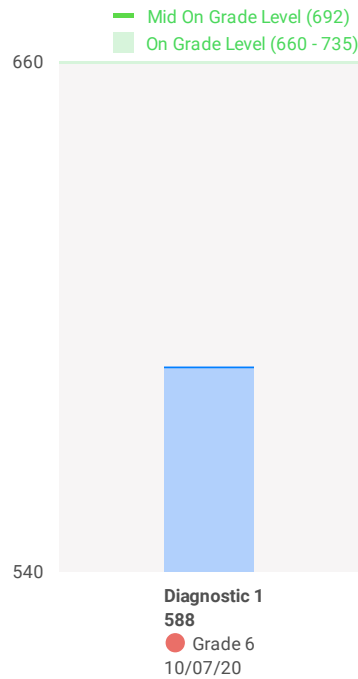
Overall

Grade 11 (649)
Standard Error +/- 11

Domain	Placement
Vocabulary	Early 12
Comprehension: Literature	Grade 9
Comprehension: Informational Text	Grade 9

Subject
Student
Student ID
Student Grade
Date Range
Placement Definition
Diagnostic

Diagnostic 1



This Diagnostic used to establish
Growth Measures.


Overall

Grade 6 (588)
Standard Error +/- 11

Domain	Placement
Vocabulary	Grade 5
Comprehension: Literature	Grade 5
Comprehension: Informational Text	Grade 8

Subject
Student
Student ID
Student Grade
Date Range
Placement Definition
Diagnostic

Diagnostic 1



This Diagnostic used to establish
Growth Measures.

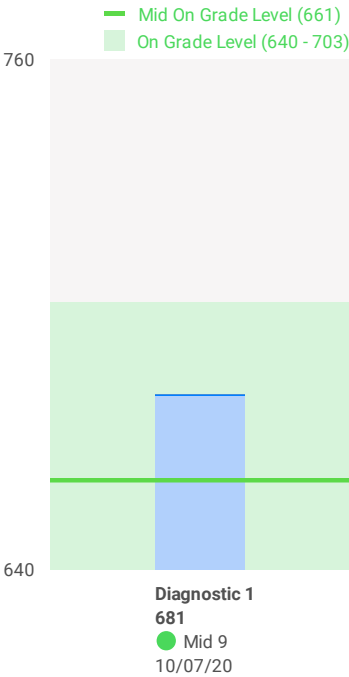
Overall

Early 11 (660)
Standard Error +/- 11

Domain	Placement
Vocabulary	Early 11
Comprehension: Literature	Grade 10
Comprehension: Informational Text	Grade 10

Subject
Student
Student ID
Student Grade
Date Range
Placement Definition
Diagnostic

Diagnostic 1



This Diagnostic used to establish Growth Measures.

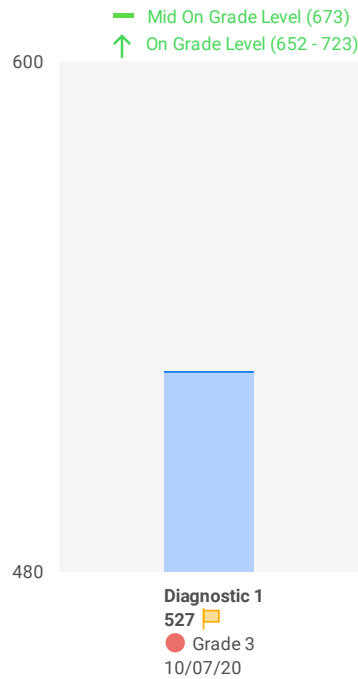
Overall

Mid 9 (681)
Standard Error +/- 11

Domain	Placement
Vocabulary	Mid / Late 9
Comprehension: Literature	Early 9
Comprehension: Informational Text	Grade 10

Subject
Student
Student ID
Student Grade
Date Range
Placement Definition
Diagnostic

Diagnostic 1



Overall

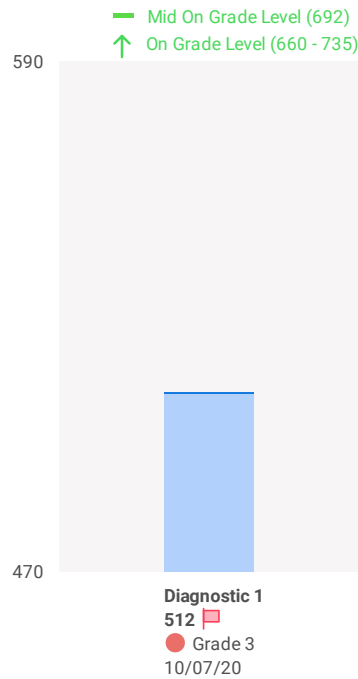
Grade 3 (527)
Standard Error +/- 12

Domain	Placement
Vocabulary	Grade 4
Comprehension: Literature	Grade 3
Comprehension: Informational Text	Grade 2

This Diagnostic used to establish
Growth Measures.

Subject
Student
Student ID
Student Grade
Date Range
Placement Definition
Diagnostic

Diagnostic 1



This Diagnostic used to establish
Growth Measures.

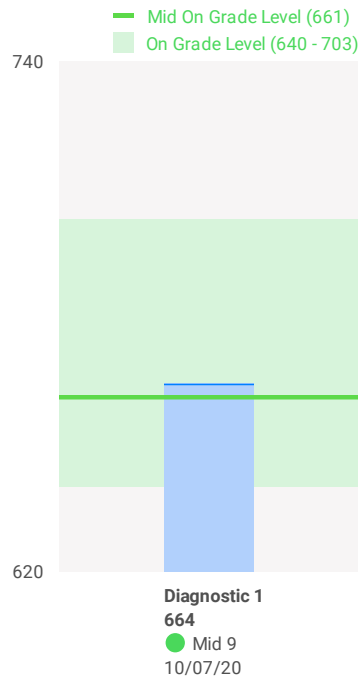
Overall

Grade 3 (512)
Standard Error +/- 11

Domain	Placement
Vocabulary	Grade 3
Comprehension: Literature	Grade 3
Comprehension: Informational Text	Grade 2

Subject
Student
Student ID
Student Grade
Date Range
Placement Definition
Diagnostic

Diagnostic 1



Overall


Mid 9 (664)
Standard Error +/- 11

Domain	Placement
Vocabulary	Mid / Late 9
Comprehension: Literature	Mid / Late 9
Comprehension: Informational Text	Grade 8

This Diagnostic used to establish
Growth Measures.

Subject
Student
Student ID
Student Grade
Date Range
Placement Definition
Diagnostic

Diagnostic 1



This Diagnostic used to establish
Growth Measures.


Overall

● Early 10 (660)
Standard Error +/- 11

Domain	Placement
Vocabulary	● Grade 9
Comprehension: Literature	● Grade 9
Comprehension: Informational Text	● Grade 11

Subject
Student
Student ID
Student Grade
Date Range
Placement Definition
Diagnostic

Diagnostic 1



This Diagnostic used to establish
Growth Measures.


Overall

Grade 9 (633)
Standard Error +/- 11

Domain	Placement
Vocabulary	Grade 10
Comprehension: Literature	Early 11
Comprehension: Informational Text	Grade 6

Subject
Student
Student ID
Student Grade
Date Range
Placement Definition
Diagnostic

Diagnostic 1



This Diagnostic used to establish
Growth Measures.


Overall

Grade 8 (613)
Standard Error +/- 11

Domain	Placement
Vocabulary	Grade 8
Comprehension: Literature	Grade 8
Comprehension: Informational Text	Grade 8

Subject
Student
Student ID
Student Grade
Date Range
Placement Definition
Diagnostic

Diagnostic 1



This Diagnostic used to establish Growth Measures.


Overall

Mid 10 (695)
Standard Error +/- 12

Domain	Placement
Vocabulary	Mid / Late 10
Comprehension: Literature	Grade 12
Comprehension: Informational Text	Mid / Late 10

Subject
Student
Student ID
Student Grade
Date Range
Placement Definition
Diagnostic

Diagnostic 1



This Diagnostic used to establish
Growth Measures.

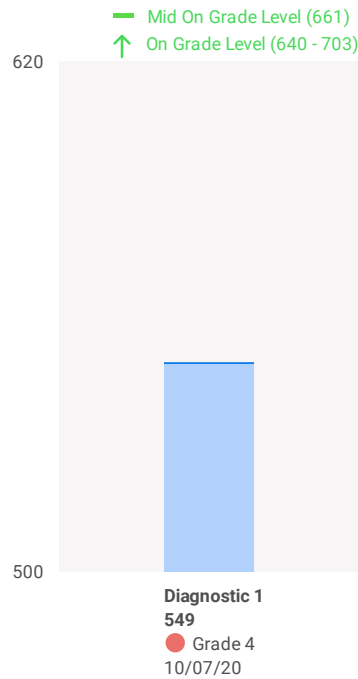
Overall

● Early 12 (671)
Standard Error +/- 11

Domain	Placement
Vocabulary	● Early 12
Comprehension: Literature	● Early 12
Comprehension: Informational Text	● Grade 11

Subject
Student
Student ID
Student Grade
Date Range
Placement Definition
Diagnostic

Diagnostic 1



Overall


Grade 4 (549)
Standard Error +/- 11

Domain	Placement
Vocabulary	Grade 5
Comprehension: Literature	Grade 3
Comprehension: Informational Text	Grade 4

This Diagnostic used to establish
Growth Measures.

Subject
Student
Student ID
Student Grade
Date Range
Placement Definition
Diagnostic

Diagnostic 1



This Diagnostic used to establish
Growth Measures.

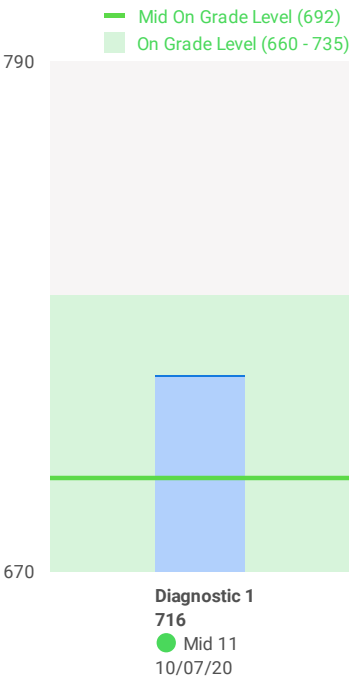
Overall

Grade 8 (618)
Standard Error +/- 11

Domain	Placement
Vocabulary	Grade 9
Comprehension: Literature	Grade 5
Comprehension: Informational Text	Grade 9

Subject
Student
Student ID
Student Grade
Date Range
Placement Definition
Diagnostic

Diagnostic 1



This Diagnostic used to establish
Growth Measures.

Overall

● Mid 11 (716)
Standard Error +/- 13

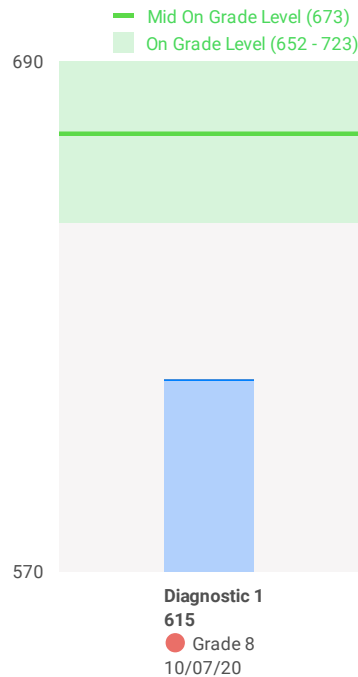
Domain	Placement
Vocabulary	● Mid / Late 11
Comprehension: Literature	● Grade 12
Comprehension: Informational Text	● Mid / Late 11

Subject
Student
Student ID
Student Grade
Date Range
Placement Definition
Diagnostic

No Data

Subject
Student
Student ID
Student Grade
Date Range
Placement Definition
Diagnostic

Diagnostic 1



This Diagnostic used to establish
Growth Measures.


Overall

Grade 8 (615)
Standard Error +/- 11

Domain	Placement
Vocabulary	Grade 8
Comprehension: Literature	Grade 9
Comprehension: Informational Text	Grade 7

Subject
 Student
 Student ID
 Student Grade
 Date Range
 Placement Definition
 Diagnostic

Diagnostic 1



This Diagnostic used to establish Growth Measures.


Overall

Grade 10 (649)
 Standard Error +/- 11

Domain	Placement
Vocabulary	Early 11
Comprehension: Literature	Grade 10
Comprehension: Informational Text	Grade 8

Subject
Student
Student ID
Student Grade
Date Range
Placement Definition
Diagnostic

Diagnostic 1



This Diagnostic used to establish
Growth Measures.

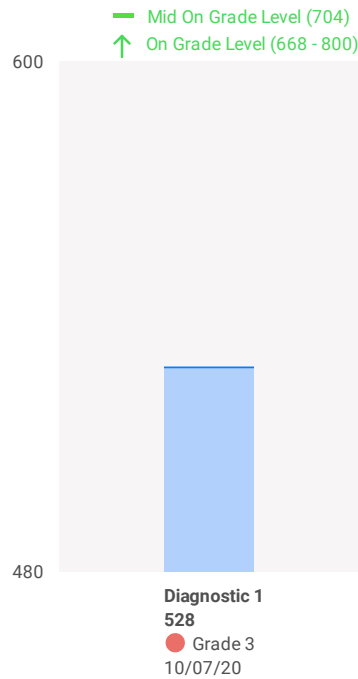
Overall

● Early 10 (655)
Standard Error +/- 11

Domain	Placement
Vocabulary	● Grade 9
Comprehension: Literature	● Mid / Late 10
Comprehension: Informational Text	● Early 10

Subject
Student
Student ID
Student Grade
Date Range
Placement Definition
Diagnostic

Diagnostic 1



Overall

● Grade 3 (528)
Standard Error +/- 12

Domain	Placement
Vocabulary	● Grade 6
Comprehension: Literature	● Grade 3
Comprehension: Informational Text	● Grade 2

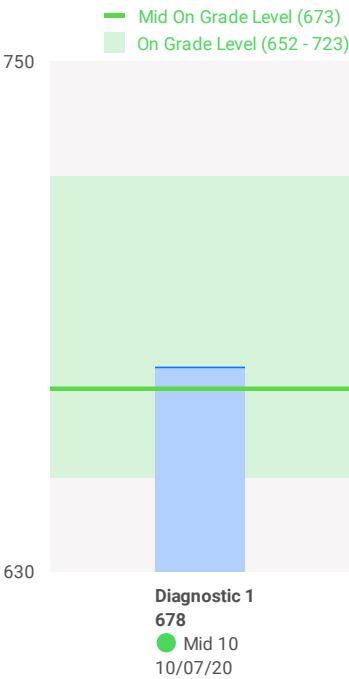
This Diagnostic used to establish
Growth Measures.

Subject
Student
Student ID
Student Grade
Date Range
Placement Definition
Diagnostic

No Data

Subject
Student
Student ID
Student Grade
Date Range
Placement Definition
Diagnostic

Diagnostic 1



Overall

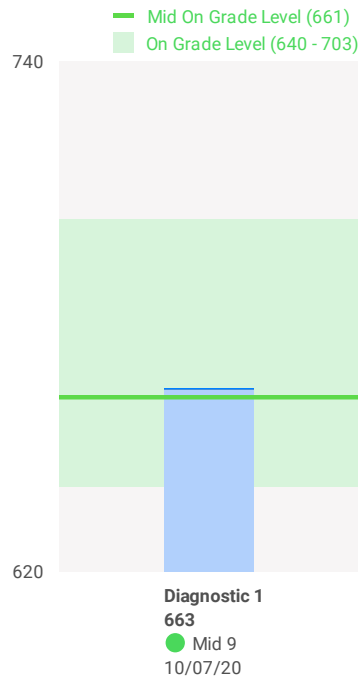
Mid 10 (678)
Standard Error +/- 11

Domain	Placement
Vocabulary	Mid / Late 10
Comprehension: Literature	Early 10
Comprehension: Informational Text	Mid / Late 10

This Diagnostic used to establish
Growth Measures.

Subject
Student
Student ID
Student Grade
Date Range
Placement Definition
Diagnostic

Diagnostic 1



Overall


Mid 9 (663)
Standard Error +/- 11

Domain	Placement
Vocabulary	Early 9
Comprehension: Literature	Early 9
Comprehension: Informational Text	Mid / Late 9

This Diagnostic used to establish
Growth Measures.

Subject
Student
Student ID
Student Grade
Date Range
Placement Definition
Diagnostic

Diagnostic 1



This Diagnostic used to establish
Growth Measures.

Overall

● Early 10 (663)
Standard Error +/- 11

Domain	Placement
Vocabulary	● Early 10
Comprehension: Literature	● Grade 9
Comprehension: Informational Text	● Mid / Late 10

Diagnostic Results




Subject
Student
Student ID
Student Grade
Date Range
Placement Definition
Diagnostic

No Data

Subject
Student
Student ID
Student Grade
Date Range
Placement Definition
Diagnostic

Diagnostic 1



This Diagnostic used to establish Growth Measures.

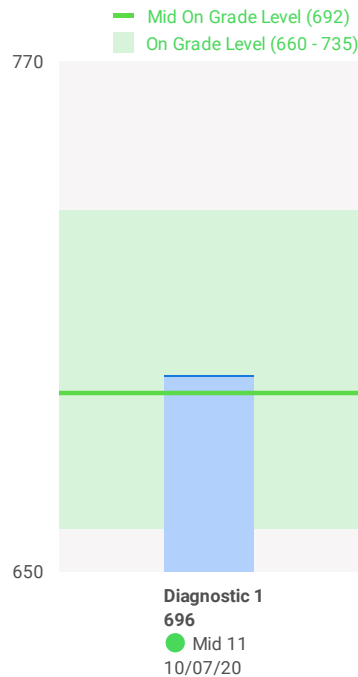
Overall

Early 10 (661)
Standard Error +/- 11

Domain	Placement
Vocabulary	Mid / Late 10
Comprehension: Literature	Early 10
Comprehension: Informational Text	Early 10

Subject
Student
Student ID
Student Grade
Date Range
Placement Definition
Diagnostic

Diagnostic 1



Overall

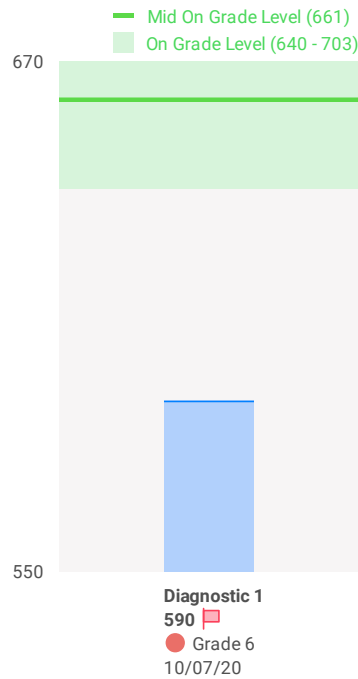
Mid 11 (696)
Standard Error +/- 12

Domain	Placement
Vocabulary	Early 11
Comprehension: Literature	Mid / Late 11
Comprehension: Informational Text	Mid / Late 11

This Diagnostic used to establish
Growth Measures.

Subject
Student
Student ID
Student Grade
Date Range
Placement Definition
Diagnostic

Diagnostic 1




This Diagnostic used to establish
Growth Measures.

Overall	
Grade 6 (590) Standard Error +/- 12	
Domain	Placement
Vocabulary	Grade 8
Comprehension: Literature	Grade 3
Comprehension: Informational Text	Grade 6

Subject
Student
Student ID
Student Grade
Date Range
Placement Definition
Diagnostic

Diagnostic 1



This Diagnostic used to establish
Growth Measures.

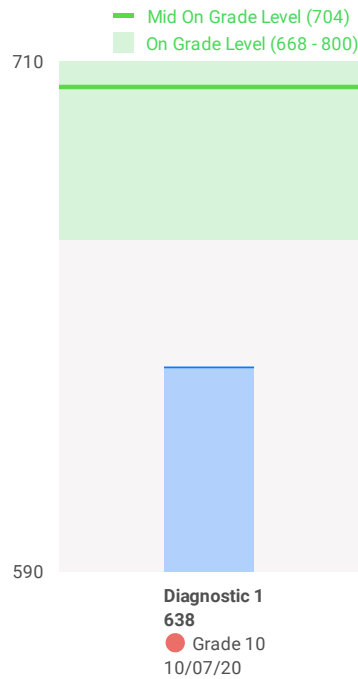
Overall

Grade 10 (644)
Standard Error +/- 11

Domain	Placement
Vocabulary	Early 11
Comprehension: Literature	Grade 10
Comprehension: Informational Text	Grade 8

Subject
Student
Student ID
Student Grade
Date Range
Placement Definition
Diagnostic

Diagnostic 1



This Diagnostic used to establish
Growth Measures.


Overall

Grade 10 (638)
Standard Error +/- 11

Domain	Placement
Vocabulary	Early 12
Comprehension: Literature	Grade 5
Comprehension: Informational Text	Grade 9

Subject
Student
Student ID
Student Grade
Date Range
Placement Definition
Diagnostic

Diagnostic 2



This Diagnostic used to establish
Growth Measures.


Overall

Grade 8 (624)
Standard Error +/- 11

Domain	Placement
Vocabulary	Grade 10
Comprehension: Literature	Grade 8
Comprehension: Informational Text	Grade 7

Subject
Student
Student ID
Student Grade
Date Range
Placement Definition
Diagnostic

Diagnostic 1



This Diagnostic used to establish
Growth Measures.

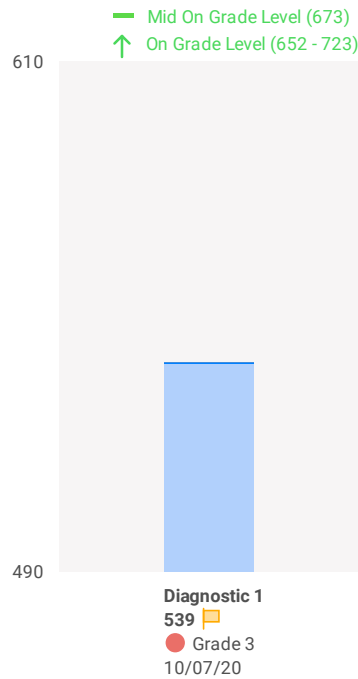
Overall

Early 9 (657)
Standard Error +/- 11

Domain	Placement
Vocabulary	Mid / Late 9
Comprehension: Literature	Mid / Late 9
Comprehension: Informational Text	Grade 7

Subject
Student
Student ID
Student Grade
Date Range
Placement Definition
Diagnostic

Diagnostic 1



Overall

Grade 3 (539)
Standard Error +/- 11

Domain	Placement
Vocabulary	Grade 5
Comprehension: Literature	Grade 4
Comprehension: Informational Text	Grade 3

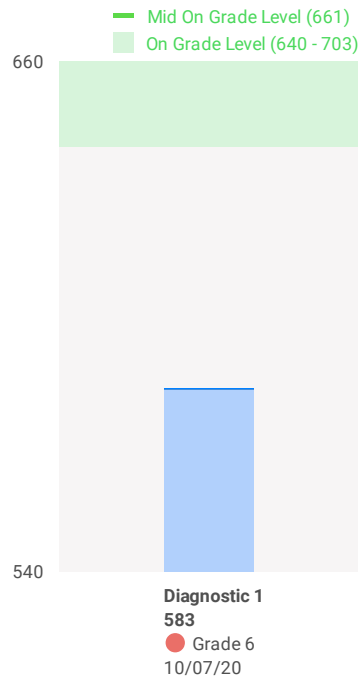
This Diagnostic used to establish
Growth Measures.

Subject
Student
Student ID
Student Grade
Date Range
Placement Definition
Diagnostic

No Data

Subject
Student
Student ID
Student Grade
Date Range
Placement Definition
Diagnostic

Diagnostic 1



This Diagnostic used to establish
Growth Measures.


Overall

Grade 6 (583)
Standard Error +/- 11

Domain	Placement
Vocabulary	Grade 8
Comprehension: Literature	Grade 5
Comprehension: Informational Text	Grade 4

Subject
Student
Student ID
Student Grade
Date Range
Placement Definition
Diagnostic

Diagnostic 1



This Diagnostic used to establish
Growth Measures.

Overall

● Early 10 (663)
Standard Error +/- 11

Domain	Placement
Vocabulary	● Early 10
Comprehension: Literature	● Early 10
Comprehension: Informational Text	● Early 10