



African American Achievement Plan Evidence of Progress Monitoring

School District of Indian River County
#SDIRCStrongerTogether

Date: 10/8/2020

School/Department: Storm Grove Middle

**Action Step
(number and
description):** 1.12 Student Progress Monitoring

**Evidence of Progress
Monitoring
(Please include
narrative/description
of the action taken.
Where applicable,
please include all
measurable data.)**

Data meetings were held with the science and math departments. The science department reviewed how to pull Unify reports using both Baseball and Scoreboard Reports on October 2nd, 2020. The data review included looking at data from the first Unit Assessment by subgroup. The science team also reviewed the different sets of data they can use in their classes, such as Formative Assessments, FSA Assessments, and i-Ready assessments. On October 5th, 2020, administration met with the 7th grade math team to review Unit 1 Assessment data, including by subgroup. The greatest need was to review word problems and recognizing the correct order of operations.

**Results of Action
Taken:**

The science department will continue to build reports in Unify to review the data, including by subgroup. There will be a focus on reviewing each standard. The 7th grade math team will review the standards of greatest concern, during bellwork review, and teacher created i-Ready assignments.

Reflection:

As we move forward, Storm Grove will continue to review Unit Assessment data with ELA, math, science, and social studies by grade-level groups.



SGMS 7th Grade Data Chat and Subgroups at SGMS .

Department: MATH

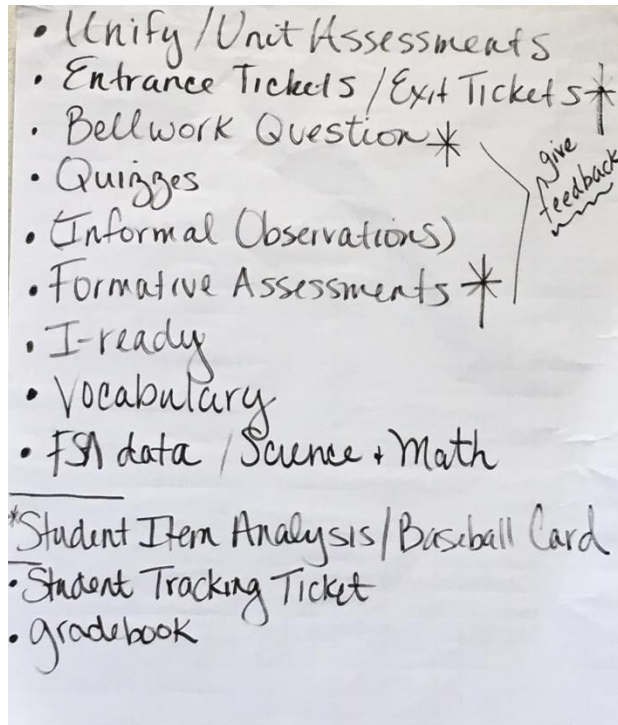
Date: 10/05/2020

Meeting Agenda

TIME	EVENT	PRESENTER
3:00	I Ready Results per teacher – remind of I Ready Diagnostic Placement given at Department Meeting	
3:05	BQ 35 identified per teacher to use for differentiation	
3:10	Unit Assessment Data Chat	
3:15	Looking at our Subgroups with regards to Storm Grove Middle School SIP and identifying resources to work with these students	

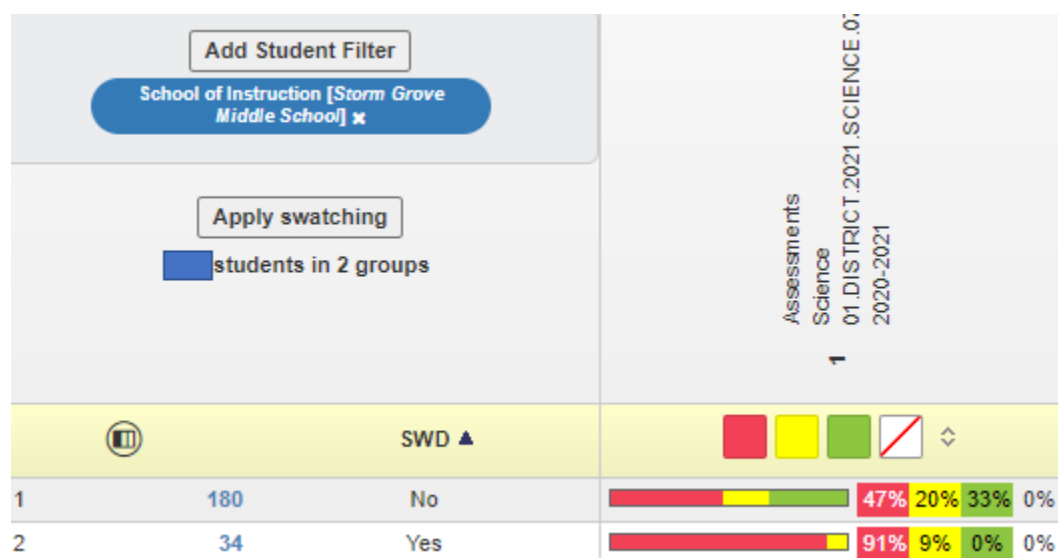
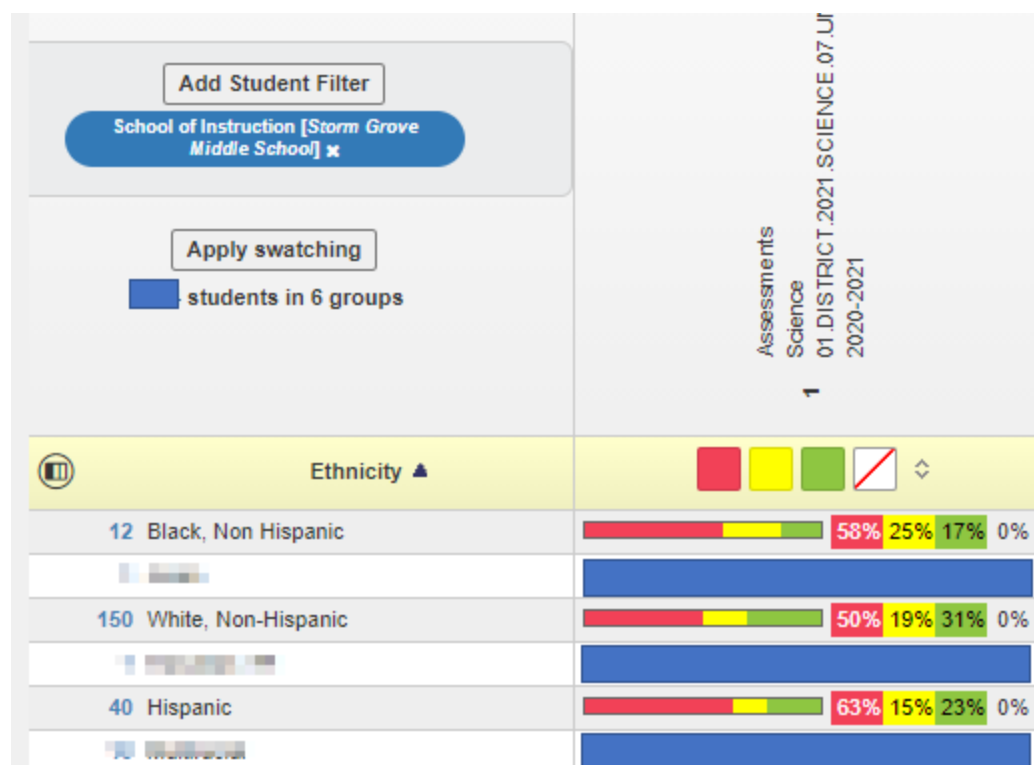
Science Meeting on October 2nd, 2020

Notes collected after a discussion with the science teachers to the questions, “What data do you use to inform your instruction?” and “How do you find the data you need?”



Sample data set reviewed:

<div> Add Student Filter </div> <div> School of Instruction [Storm Grove Middle School] </div> <div> Apply swatching </div> <div> students </div>		Assessments Science 01 DISTRICT 2021 SCIENCE 07 UNIT 2020-2021 1	Assessments Science 01 DISTRICT 2021 SCIENCE 07 UNIT 2020-2021 SC 7.P.11.1 2	Assessments Science 01 DISTRICT 2021 SCIENCE 07 UNIT 2020-2021 SC 7.P.11.2 3	Assessments Science 01 DISTRICT 2021 SCIENCE 07 UNIT 2020-2021 SC 7.P.11.3 4	Assessments Science 01 DISTRICT 2021 SCIENCE 07 UNIT 2020-2021 SC 7.P.11.4 5
Student Name ▲						
1	Student Name	36	1/3	3/5	3/8	1/6
2	Student Name	59	1/3	2/5	5/8	5/6
3	Student Name	86	3/3	4/5	7/8	5/6
4	Student Name	68	2/3	4/5	6/8	3/6
5	Student Name	91	3/3	5/5	6/8	6/6
6	Student Name	36	1/3	2/5	3/8	2/6
7	Student Name	68	3/3	4/5	4/8	4/6
8	Student Name	86	3/3	5/5	6/8	5/6
9	Student Name	64	2/3	3/5	6/8	3/6
10	Student Name	86	3/3	5/5	6/8	5/6
11	Student Name	27	1/3	3/5	1/8	1/6
12	Student Name	55	2/3	4/5	3/8	3/6
13	Student Name	77	3/3	3/5	6/8	5/6
14	Student Name	59	2/3	3/5	4/8	4/6
15	Student Name	50	3/3	4/5	3/8	1/6
16	Student Name	45	2/3	2/5	2/8	4/6
17	Student Name	59	2/3	3/5	6/8	2/6
18	Student Name	55	0/3	3/5	4/8	5/6

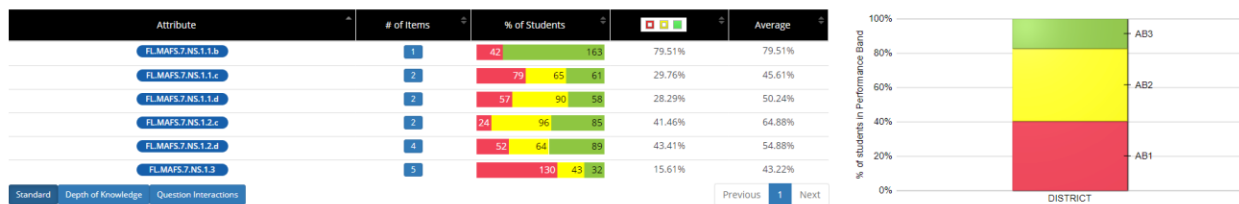


7th Grade Math meeting on October 5th, 2020

Sample data set reviewed:

<div> <div>Add Student Filter</div> <div>School of Instruction [Storm Grove Middle School] x</div> <div>Current Grade [7] x</div> </div> <div> <div>Apply swatching</div> <div>students</div> </div>		Assessments Math 01.DISTRICT.2021.MATH.07.UNIT.1 2020-2021	Assessments Math 01.DISTRICT.2021.MATH.07.UNIT.1 2020-2021 MAFS.7.NS.1.1.b	Assessments Math 01.DISTRICT.2021.MATH.07.UNIT.1 2020-2021 MAFS.7.NS.1.1.c	Assessments Math 01.DISTRICT.2021.MATH.07.UNIT.1 2020-2021 MAFS.7.NS.1.1.d	Assessments Math 01.DISTRICT.2021.MATH.07.UNIT.1 2020-2021 MAFS.7.NS.1.2.c	Assessments Math 01.DISTRICT.2021.MATH.07.UNIT.1 2020-2021 MAFS.7.NS.1.2.d	Assessments Math 01.DISTRICT.2021.MATH.07.UNIT.1 2020-2021 MAFS.7.NS.1.3
Student Name ▲								
1	Belmont, Mikah	31	1/1	0/2	2/2	0/2	2/4	0/5
2	Belmont, Alexander	50	1/1	0/2	0/2	1/2	3/4	3/5
3	Belmont, Alexander	75	0/1	2/2	1/2	2/2	3/4	4/5
4	Belmont, Alexander	69	1/1	2/2	1/2	2/2	3/4	2/5
5	Belmont, Alexander	69	1/1	0/2	2/2	1/2	2/4	5/5
6	Belmont, Alexander	13	0/1	0/2	0/2	0/2	1/4	1/5
7	Belmont, Alexander	44	1/1	0/2	1/2	1/2	4/4	0/5
8	Belmont, Alexander	44	1/1	0/2	1/2	1/2	1/4	3/5
9	Belmont, Alexander	38	0/1	0/2	1/2	1/2	3/4	1/5
10	Belmont, Alexander	50	1/1	0/2	0/2	1/2	3/4	3/5
11	Belmont, Alexander	50	0/1	0/2	1/2	1/2	2/4	4/5
12	Belmont, Alexander	75	1/1	2/2	1/2	2/2	3/4	3/5
13	Belmont, Alexander	63	1/1	2/2	0/2	2/2	2/4	3/5
14	Belmont, Alexander	75	1/1	2/2	2/2	1/2	3/4	3/5
15	Belmont, Alexander	44	1/1	0/2	1/2	0/2	3/4	2/5
16	Belmont, Alexander	56	1/1	1/2	1/2	1/2	2/4	3/5
17	Belmont, Alexander	44	1/1	0/2	1/2	1/2	2/4	2/5
18	Belmont, Alexander	56	1/1	0/2	1/2	1/2	2/4	4/5

<div> <div>Add Student Filter</div> <div>School of Instruction [Storm Grove Middle School] x</div> <div>Current Grade [7] x</div> </div> <div> <div>Apply swatching</div> <div>students in 5 groups</div> </div>		Assessments Math 01.DISTRICT.2021.MATH.07.UNIT.1 2020-2021
Ethnicity ▲		
1	12 Black, Non Hispanic	50% 33% 17% 0%
2	72 White, Non-Hispanic	40% 46% 14% 0%
3		0% 100% 0% 0%
4	28 Hispanic	50% 43% 7% 0%
5		63% 25% 13% 0%



Show Sections

Interaction ScoresItem Scores

Search:

ExcelCSV

			1-1	1-2	1-3	1-4	1-5	1-6	1-7	1-8	1-9	1-10	1-11	1-12	1-13	1-14
Students: 30			79.5 %	45.4 %	57.1 %	43.4 %	80.0 %	49.8 %	25.4 %	61.5 %	58.5 %	74.1 %	30.7 %	41.5 %	41.0 %	48.3 %
Student ID	Student Name	Test Score % PE/PP	1	2	3	4	5	6	7	8	9	10	11	12	13	14
1000001	Adeline Arling	31.3% 5 / 16	B	C	B	D	B	A	A	A	B	C	D	B	B	B
1000002	Adeline Edwards	50.0% 8 / 16	B	C	A	B	A	C	A	C	A	A	C	C	C	B
1000003	Agatha Smith	75.0% 12 / 16	A	B	A	D	D	C	A	C	B	C	A	C	C	D
1000004	Alexis Scott	37.5% 6 / 16	B	C	D	B	D	C	B	A	B	C	A	A	C	A
1000005	Amanda Randall	68.8% 11 / 16	B	D	B	C	D	C	D	C	A	C	C	D	A	D
1000006	Aurora Jordan	68.8% 11 / 16	B	A	B	D	D	B	B	C	D	C	A	C	C	D
1000007	Becky Scott	12.5% 2 / 16	A	C	C	C	C	D	C	D	D	C	B	D	C	B
1000008	Bella Smith	43.8% 7 / 16	B	C	A	D	D	A	A	C	A	C	C	D	D	B