

Diving into Data

DECEMBER 17TH, 2019

1

Today's Goals:

- Look closely at specific subgroups when analyzing the average of Unify Math Assessments.
- Look closely at Running Records data.
- Using subgroup and running record data when implementing instructional decisions. Are we using resources where we will have the greatest impact?

2

"FACT" MATTERS

Students are required to use Fasttmath three times a week.

FASTT Math NEXT GENERATION

FACT FLUENCY UPDATE **Date 12/4/2019**

School	3rd Grade				4th Grade				5thGrade			
Operation	x		÷		x		÷		x		÷	
	#	%	#	%	#	%	#	%	#	%	#	%
BES	1	1%		0%	28	35%	3	4%	38	46%	21	26%
CES	2	2%		0%	42	35%	8	7%	54	46%	23	19%
DES	6	12%		0%	19	31%	4	7%	28	54%	11	21%
FES	6	5%		0%	37	52%	15	21%	59	63%	29	31%
GES	2	2%	1	1%	30	32%	4	4%	49	49%	14	14%
IRA		0%		0%	39	47%	10	12%	44	62%	13	18%
LMS	1	1%		0%	53	60%	16	18%	51	57%	24	27%
OMS	1	1%		0%	33	40%	14	17%	29	33%	23	26%
PIE		0%		0%	13	25%	3	6%	17	34%	11	22%
RMS	2	2%		0%	23	25%	5	5%	36	41%	26	30%
SES	4	5%		0%	17	31%	5	9%	41	46%	19	21%
TCE	5	4%		0%	51	39%	8	6%	53	50%	16	15%
VBE	1	1%		0%	23	25%	3	3%	25	28%	12	13%
SDIRC	31	3%	1	0%	408	37%	98	9%	524	47%	242	22%

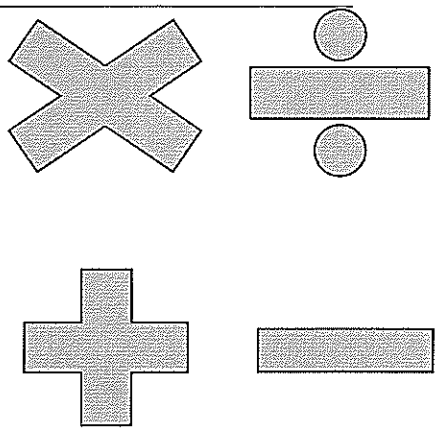

3

"FACT" MATTERS

Students are required to use Fasttmath three times a week.

FASTT Math NEXT GENERATION

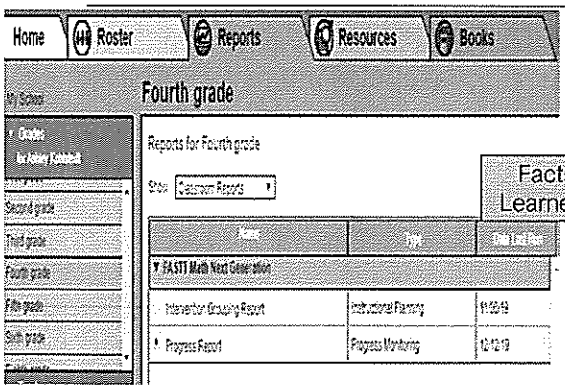

Facts Learned!

PLACEMENT ASSESSMENT FAST FACTS	FAST FACTS
59	91
31	55
70	153
70	90
45	82
39	51
33	45
38	83
42	80
31	66
49	68
41	96
25	56
27	78
60	100
18	►26
13	47
21	►47

Few Red Arrows!

USAGE		
AVERAGE TIME (MIN.)	AVG. LESSONS PER WEEK	LAST LESSON
6.64	3.8	12/12/19
5.77	3	12/13/19
5.[illegible]	4.5	12/13/19
[illegible]	3	11/14/19
[illegible]	3.6	12/12/19
[illegible]	►1.6	12/12/19
[illegible]	4.2	12/13/19
6.64	3.6	12/13/19
7.1	4.2	12/13/19
8.73	3.4	12/13/19
5.04	3.6	12/12/19
7.39	3.6	12/13/19
6.09	►2.2	12/13/19
5.42	3.8	12/13/19
6.01	4	11/15/19
4.33	3	12/12/19
5.52	4	12/13/19
10.5	►1.4	12/11/19

4

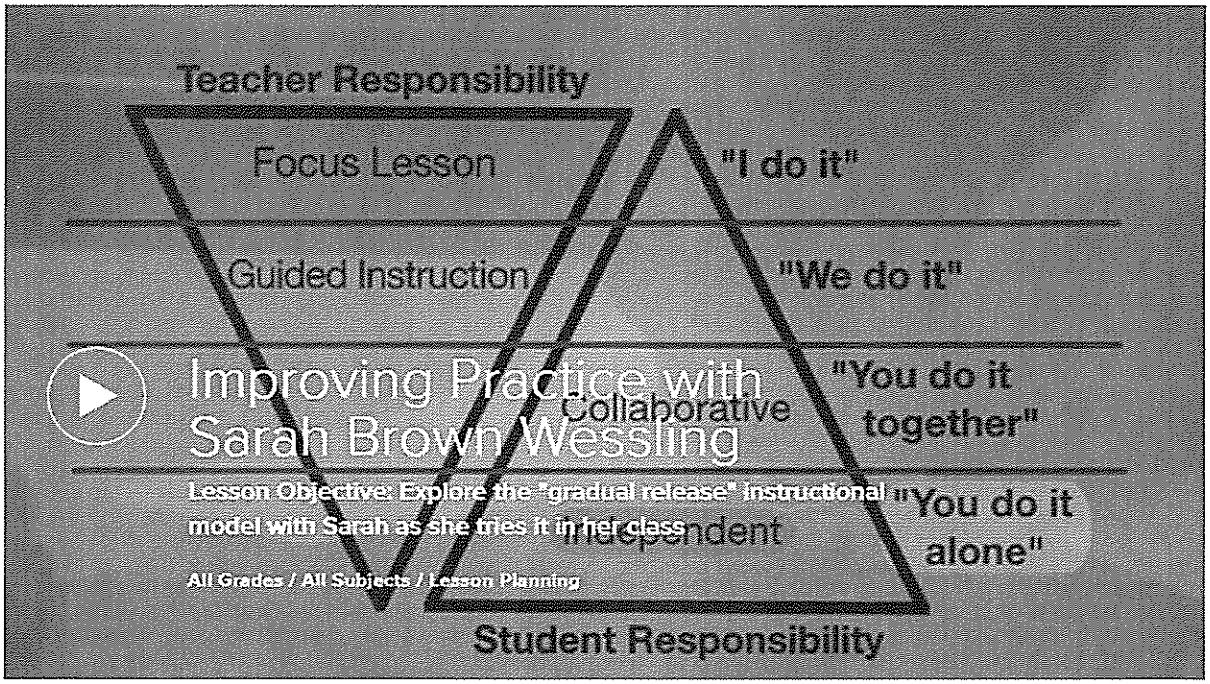
Teacher Responsibility
Focus Lesson
"I do it"
Guided Instruction
"We do it"
Improving Practice with
Sarah Brown Wessling
Collaborative
"You do it together"
Lesson Objective: Explore the "gradual release" instructional model with Sarah as she tries it in her class
Independent
"You do it alone"
All Grades / All Subjects / Lesson Planning
Student Responsibility

1

I DO

2

ELA

i-Ready

3

		i-Ready Result Reading Overall SS - Fall 2019-2020					i-Ready Result Reading Overall SS - Fall 2019-2020					i-Ready Result Reading Overall SS - Fall 2019-2020					i-Ready Result Reading Overall SS - Fall 2019-2020					i-Ready Result Reading Overall SS - Fall 2019-2020					i-Rea Re Overal 201
Students Unfiltered		Students Unfiltered					SWDis Yes					ELLis Yes					Ethnicity is Black, Non-Hispanic					Ethnicity is Multiracial					Ethnicity
Schools, Teachers and Students	Count	Count	Scores			Avg	Count	Scores			Avg	Count	Scores			Avg	Count	Scores			Avg	Count	Scores			Avg	Count	Score
FL - Indian River	[illegible]	[illegible]	[illegible]	31%	52%	52%	[illegible]	[illegible]	36%	5%	41%	[illegible]	[illegible]	44%	5%	45%	[illegible]	[illegible]	36%	15%	50%	[illegible]	[illegible]	37%	31%	52%	[illegible]	[illegible]
SEACHLAND ELEMENTARY SCHOOL	[illegible]	[illegible]	15%	39%	46%	507	[illegible]	56%	39%	6%	470	[illegible]	50%	40%	10%	463	[illegible]	27%	56%	16%	472	[illegible]	19%	48%	33%	475	[illegible]	20%
CITRUS ELEMENTARY SCHOOL	[illegible]	[illegible]	25%	48%	27%	482	[illegible]	51%	41%	8%	449	[illegible]	56%	44%	6%	431	[illegible]	30%	50%	20%	471	[illegible]	23%	58%	13%	458	[illegible]	[illegible]
DODGERTOWN ELEMENTARY SCHOO	[illegible]	[illegible]	14%	47%	12%	455	[illegible]	58%	39%	3%	428	[illegible]	46%	49%	5%	440	[illegible]	13%	47%	6%	455	[illegible]	13%	53%	29%	455	[illegible]	40%
FELLSMERE ELEMENTARY SCHOOL	[illegible]	[illegible]	26%	56%	20%	481	[illegible]	50%	42%	8%	460	[illegible]	56%	39%	6%	447	[illegible]	42%	33%	25%	490	[illegible]	25%	0%	75%	541	[illegible]	25%
GLENDALE ELEMENTARY SCHOOL	[illegible]	[illegible]	10%	51%	31%	496	[illegible]	50%	50%	14%	480	[illegible]	51%	32%	7%	457	[illegible]	39%	44%	17%	477	[illegible]	11%	63%	26%	521	[illegible]	10%
Indian River Academy	[illegible]	[illegible]	21%	52%	26%	488	[illegible]	46%	46%	8%	468	[illegible]	41%	51%	5%	435	[illegible]	21%	54%	25%	482	[illegible]	36%	32%	32%	458	[illegible]	25%
LIBERTY MAGNET SCHOOL	[illegible]	[illegible]	12%	39%	49%	509	[illegible]	52%	32%	16%	465	[illegible]	37%	42%	21%	452	[illegible]	10%	62%	28%	502	[illegible]	12%	25%	62%	508	[illegible]	18%
OSCEOLA MAGNET SCHOOL	[illegible]	[illegible]	10%	42%	47%	510	[illegible]	45%	36%	19%	470	[illegible]	38%	50%	12%	450	[illegible]	20%	56%	25%	483	[illegible]	12%	33%	54%	504	[illegible]	14%
PELICAN ISLAND ELEMENTARY SCHL	[illegible]	[illegible]	25%	46%	29%	488	[illegible]	37%	32%	30%	465	[illegible]	0%	82%	18%	441	[illegible]	30%	40%	12%	461	[illegible]	33%	67%	0%	421	[illegible]	10%
ROSEWOOD MAGNET SCHOOL	[illegible]	[illegible]	7%	40%	53%	517	[illegible]	34%	36%	30%	490	[illegible]	0%	67%	33%	443	[illegible]	0%	50%	37%	492	[illegible]	19%	31%	50%	537	[illegible]	5%
SEBASTIAN ELEMENTARY SCHOOL	[illegible]	[illegible]	27%	46%	27%	490	[illegible]	58%	35%	7%	435	[illegible]	50%	38%	12%	462	[illegible]	14%	45%	13%	464	[illegible]	0%	39%	33%	514	[illegible]	21%
TREASURE COAST ELEMENTARY SCH	[illegible]	[illegible]	18%	62%	32%	499	[illegible]	42%	42%	11%	403	[illegible]	10%	52%	38%	457	[illegible]	14%	59%	27%	505	[illegible]	27%	54%	20%	499	[illegible]	21%
VERO BEACH ELEMENTARY SCHOOL	[illegible]	[illegible]	27%	50%	23%	483	[illegible]	40%	44%	8%	455	[illegible]	40%	45%	6%	460	[illegible]	20%	50%	21%	481	[illegible]	50%	38%	12%	485	[illegible]	20%

4

2nd Grade ELA I-READY

School of Enrollment is TREASURE COAST ELEMENTARY SCHL Current Grade is 2		I-Ready Reading Overall SS - Fall 2019-2020					I-Ready Reading Overall SS - Fall 2019-2020					I-Ready Reading Overall SS - Fall 2019-2020					I-Ready Reading Overall SS - Fall 2019-2020					I-Ready Reading Overall SS - Fall 2019-2020					I-Ready Reading Overall SS - Fall 2019-2020				
		Students Unfiltered					SWD is Yes					ELL is Yes					Ethnicity is Black, Non Hispanic					Ethnicity is Multiracial					Ethnicity is Hispanic				
Schools, Teachers and Students	Count	Count	Scores			Avg	Count	Scores			Avg	Count	Scores			Avg	Count	Scores			Avg	Count	Scores			Avg	Count	Scores			Avg
FL - Indian River	114	112	12%	64%	23%	461	11	36%	55%	9%	439	9	33%	67%	0%	429	11	9%	82%	9%	454	4	0%	75%	25%	460	23	17%	74%	9%	451
TREASURE COAST ELEMENTARY SCHL	114	112	12%	64%	23%	461	11	36%	55%	9%	439	9	33%	67%	0%	429	11	9%	82%	9%	454	4	0%	75%	25%	460	23	17%	74%	9%	451
Colon, Anita	19	19	17%	72%	11%	453	3	33%	67%	0%	434	2	50%	50%	0%	407	2	0%	100%	0%	471						3	33%	67%	0%	433
D'Alessandro, Jennifer	19	18	22%	61%	17%	458	1	0%	100%	0%	451	2	50%	50%	0%	428	2	0%	100%	0%	454						4	25%	75%	0%	446
Davis, Jennifer	19	19	11%	63%	26%	452	2	50%	50%	0%	431	2	0%	100%	0%	430						1	0%	100%	0%	421	5	0%	80%	20%	452
Freeland, Jennifer	19	19	16%	63%	21%	457	1	100%	0%	0%	395	1	100%	0%	0%	395	3	0%	100%	0%	444						4	25%	50%	25%	458
Green, Gayle	19	19	0%	68%	32%	479	2	0%	50%	50%	488	1	0%	100%	0%	458						3	0%	67%	33%	473	3	0%	100%	0%	460
Rusin, Suzanne	19	19	11%	58%	32%	466	2	50%	50%	0%	416	1	0%	100%	0%	476	4	25%	50%	25%	454						4	25%	75%	0%	455

5

MATH
i-Ready

6

Students Unfiltered		I-Ready Result Math Overall SS - Fall 2019-2020					I-Ready Result Math Overall SS - Fall 2019-2020					I-Ready Result Math Overall SS - Fall 2019-2020					I-Ready Result Math Overall SS - Fall 2019-2020					I-Ready Result Math Overall SS - Fall 2019-2020					I-Ready Result Math Overall SS - Fall 2019-2020				
		Students Unfiltered					SWD is Yes					ELL is Yes					Ethnicity is Black, Non Hispanic					Ethnicity is Multiracial					Ethnicity is Hispanic				
Schools, Teachers and Students	Count	Count	Scores			Avg	Count	Scores			Avg	Count	Scores			Avg	Count	Scores			Avg	Count	Scores			Avg	Count	Scores			Avg
FL - Indian River	17,878	6,863	27%	50%	23%	448	1,624	54%	40%	6%	426	670	41%	54%	4%	414	1,776	38%	51%	11%	436	375	25%	50%	25%	448	2,213	31%	50%	19%	446
BEACHLAND ELEMENTARY SCHOOL	422	393	16%	54%	30%	431	64	64%	37%	9%	415	23	35%	50%	5%	414	73	27%	66%	7%	413	21	24%	48%	29%	419	55	25%	49%	25%	433
CITRUS ELEMENTARY SCHOOL	706	692	24%	60%	16%	420	127	70%	46%	6%	402	69	42%	55%	3%	395	124	31%	60%	9%	411	30	27%	63%	10%	417	168	20%	53%	19%	419
DODGERTOWN ELEMENTARY SCHOO	409	394	33%	58%	9%	408	61	45%	62%	2%	394	19	58%	59%	5%	403	171	37%	66%	5%	407	17	12%	82%	6%	399	46	37%	56%	16%	415
FELLSMERE ELEMENTARY SCHOOL	606	446	22%	61%	16%	422	64	61%	46%	2%	411	200	34%	62%	3%	404	12	58%	33%	8%	414	4	25%	50%	25%	437	491	24%	62%	14%	422
GLENDALE ELEMENTARY SCHOOL	544	494	17%	63%	20%	428	161	28%	58%	14%	423	63	34%	62%	3%	406	61	23%	58%	13%	420	19	5%	68%	26%	445	73	14%	68%	18%	431
Indian River Academy	471	376	22%	60%	18%	422	71	35%	69%	6%	416	39	31%	46%	3%	398	91	27%	58%	14%	416	23	25%	61%	14%	427	94	26%	55%	19%	426
LIBERTY MAGNET SCHOOL	543	430	11%	56%	34%	434	60	15%	43%	12%	416	19	32%	60%	0%	404	61	16%	64%	20%	429	16	6%	50%	44%	420	77	14%	64%	22%	427
OSCEOLA MAGNET SCHOOL	626	440	12%	55%	34%	434	74	16%	49%	15%	417	0	38%	62%	0%	393	31	23%	64%	12%	420	24	3%	58%	33%	430	69	13%	61%	26%	429
PELICAN ISLAND ELEMENTARY SCHL	369	258	27%	56%	18%	423	69	31%	41%	7%	417	11	9%	91%	0%	401	74	46%	54%	0%	406	3	33%	67%	0%	374	32	22%	62%	16%	425
ROSEWOOD MAGNET SCHOOL	642	435	7%	57%	36%	436	67	23%	65%	12%	423	3	0%	100%	0%	394	62	15%	69%	16%	419	16	19%	38%	44%	447	41	7%	71%	22%	419
SEBASTIAN ELEMENTARY SCHOOL	495	334	23%	60%	16%	422	60	24%	40%	6%	395	0	50%	38%	12%	410	65	38%	56%	6%	409	13	31%	78%	11%	431	36	19%	69%	11%	419
TREASURE COAST ELEMENTARY SCH	676	597	17%	62%	21%	429	69	38%	65%	6%	424	31	32%	68%	0%	411	49	22%	67%	10%	428	24	21%	50%	29%	429	36	22%	66%	12%	421
VERO BEACH ELEMENTARY SCHOOL	611	494	24%	62%	17%	422	89	31%	61%	5%	409	64	30%	61%	9%	418	133	20%	68%	12%	421	16	25%	56%	19%	431	124	21%	61%	15%	420

7

2nd Grade MATH I-READY

Schools/Teachers/Students TREASURE COAST ELEMENTARY SCH		I-Ready Math Overall SS - Fall 2019-2020					I-Ready Math Overall SS - Fall 2019-2020					I-Ready Math Overall SS - Fall 2019-2020					I-Ready Math Overall SS - Fall 2019-2020					I-Ready Math Overall SS - Fall 2019-2020					I-Ready Math Overall SS - Fall 2019-2020					I-Ready Math Overall SS - Fall 2019-2020				
		SWD is Yes					ELL is Yes					Ethnicity is Black, Non Hispanic					Ethnicity is Multiracial					Ethnicity is Hispanic					Ethnicity is Asian or Pacific Islander					Ethnicity is American Indian or Alaska Nat				
Schools, Teachers and Students	Cou	Cou	Scores			Avg	Cou	Scores			Avg	Cou	Scores			Avg	Cou	Scores			Avg	Cou	Scores			Avg	Cou	Scores			Avg	Cou	Scores			Avg
FL - Indian River	114	11	27%	55%	18%	399	3	33%	18%	0%	398	11	36%	62%	3%	403	4	25%	75%	0%	400	23	26%	65%	3%	399	2	0%	100%	0%	412	1	0%	100%	0%	418
TREASURE COAST ELEMENT	114	11	27%	55%	18%	399	3	33%	18%	0%	398	11	36%	62%	3%	403	4	25%	75%	0%	400	23	26%	65%	3%	399	2	0%	100%	0%	412	1	0%	100%	0%	418
Colon, Anita	13	3	33%	67%	0%	393	2	50%	50%	0%	388	2	0%	100%	0%	408						3	33%	67%	0%	391										
D'Alessandro, Jennifer	13	1	0%	100%	0%	389	2	0%	100%	0%	412	2	0%	100%	0%	399						4	0%	75%	25%	416										
Davis, Jennifer	13	2	0%	0%	100%	433	2	0%	100%	0%	405						1	0%	100%	0%	394	5	40%	60%	20%	403	2	0%	100%	0%	412					
Freeland, Jennifer	13	1	100%	0%	0%	360	1	100%	0%	0%	360	3	33%	33%	33%	402						4	25%	75%	0%	394										
Green, Gayle	13	2	0%	100%	0%	402	1	0%	100%	0%	403						3	33%	67%	0%	401	3	33%	67%	0%	399										
Rusin, Suzanne	13	2	50%	50%	0%	390	1	0%	100%	0%	406	4	0%	100%	0%	406						4	50%	50%	0%	384						1	0%	100%	0%	418

8

We DO
(Thank you Ms Freeland for volunteering)

9

You DO

10

Questions?

11