



# EQUITY UPDATE

School District of Indian River County  
July 2020

# STATUS OF SCHOOLS IN INDIAN RIVER




## SAFETY & INSTRUCTION

- Altered health & safety protocols
- Ongoing consultation with the Department of Health, school health officials, and local physicians
- Three instructional options: Traditional Return to School, Indian River Virtual School, Transitional Distance Learning

On Monday, July 7, 2020 an Executive Order was issued indicating that all Florida school districts must offer a 5-day, brick & mortar option as part of their instructional models during the Fall reopening.

# SDIRC INSTRUCTIONAL OPTIONS



## **Option 1: Traditional Return to School**

- Available to students in grades PK-12 with and without disabilities
- Upon school reopening, students return to their choice/magnet school
- Modifications in the use of school space, safety procedures, & transportation is based upon the level of COVID-19 spread



## **Option 2: Indian River Virtual School**

- Available to students in grades K-12 with and without disabilities
- Upon school reopening, students receive instruction through a district-supported virtual learning environment
- Indian River Virtual School operates independently from a student's choice/magnet school
- Semester commitment



## **Option 3: Transitional Distance Learning**

- Available to students in grades K-12 with and without disabilities
- Pre-kindergarten students with disabilities also have this option available
- Upon school reopening, students receive instruction through a distance learning platform that operates in coordination with a student's choice/magnet school
- Semester commitment

# Instructional Model Selections



Based upon the current trend of instructional model selection, approximately 80% of students will be returning to a brick & mortar setting in August.

Extended Deadline for Instructional Model Selection:  
Friday, July 17, 2020

Students/families who have not selected an instructional model by this date will be scheduled for a traditional return to their choice/magnet school.

# INSTRUCTIONAL MODEL SELECTIONS: A DEEPER LOOK

## Breakdown of Students of Respondents Completing the Instructional Model Form

Race/Ethnicity	Total Student Population	Number of Respondents	Percentage of Population Responding
American Indian or Alaskan Native	24	10	42%
Asian or Pacific Islander	295	135	46%
Black, Non-Hispanic	3028	1185	39%
Hispanic	4222	1794	42%
Other	807	350	43%
White, Non-Hispanic	9415	4656	49%

Source: Focus Student Information System; 07/16/20

# INSTRUCTIONAL MODEL SELECTIONS: A DEEPER LOOK

## Student Race/Ethnicity & Type of Instructional Model Selected

Race/Ethnicity	Traditional Return to School	Indian River Virtual School	Transitional Distance Learning
American Indian or Alaskan Native	60%	0%	40%
Asian or Pacific Islander	53%	16%	31%
Black, Non-Hispanic	43%	30%	27%
Hispanic	52%	27%	21%
Other	61%	20%	19%
White, Non-Hispanic	72%	13%	14%

Source: Focus Student Information System; 07/16/20

# SECTION III: RECRUITMENT

## STATUS UPDATE

2019-2020 SCHOOL YEAR

102 African American  
Instructors


Comprised 9% of our Total  
Instructors District Wide

Source: Focus, 2019- 2020 Academic Year

## ACTIONS

- Currently, in the high-season of hiring new instructors
- Establishment of a Department of Recruitment, Retention, & Professional Practices
- Incorporation of action steps for recruitment of diverse educators into African American Achievement Plan & District Strategic Plan
- Increased social media presence related to employee recruitment

# SECTION VIII: SCHOOL TRANSPORTATION



- Provision of depot stops to choice/magnet schools
- Continued provision of depot stops despite transportation barriers associated with COVID-19
- Established provision of bus transportation to district Alternative to Out-of-School Suspension program for the 2020-2021 academic year

Percentage of Racial/Ethnic Subgroup  
Utilizing School Transportation-District Wide

Race/Ethnicity	Percentage
American Indian or Alaskan Native	40%
Asian or Pacific Islander	35%
Black, Non-Hispanic	55%
Hispanic	50%
Other	46%
White, Non-Hispanic	32%

Source: Focus Student Information System, Survey 3, February 2020



# SECTION VII: STUDENT ASSIGNMENT & ENROLLMENT

Number of African American and White, Non-Hispanic Students with First-Time Enrollment on Parental Choice – Middle Schools

20-21 School of Enrollment	Count of African American Students	Count of White, Non-Hispanic Students
Gifford Middle School	2	8
Oslo Middle School	4	13
Sebastian River Middle School	4	20
Storm Grove Middle School	4	33

Sources: Focus Student Information System, 07/2020



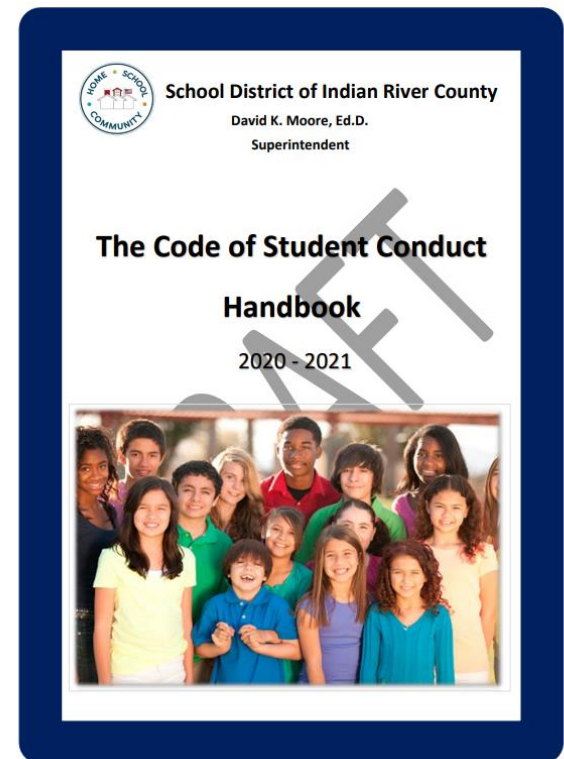
- Increased seats available for school choice
- Provision of bus depot stops for school choice to expand student access to choice options
- Initial stages of planning for robust school choice offerings
- Development & integration of a school choice platform into the Focus Student Information System

# SECTION VI: STUDENT DISCIPLINE

2018-2019 Risk Ratio  
Classroom Removals  
African American –  
White  
RR = 4.00

Source: Focus Student Information  
System 2018-2019 Academic Year

- Significant revision of the Code of Student Conduct to emphasize & implement proactive & equitable disciplinary alternatives
- Transformation of the Alternative to Out-of-School Suspension Program into a true disciplinary alternative
- Required district approval from Deputy Superintendent for the assignment of out-of-school suspensions
- Development of platform for monitoring students with disabilities suspended for >10 days
- Ongoing monitoring of discipline removals by subgroup



# UPCOMING EVENTS

**DATE**  
07/24/2020

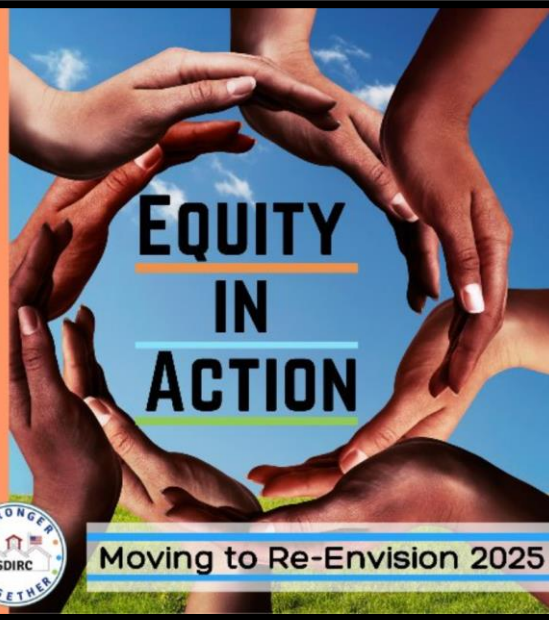

**TIME**  
7:30 a.m. – 2:30 p.m.

**LOCATION**  
Storm Grove Middle  
School  
6400 57th Street  
Vero Beach, FL 32967

**QUESTIONS & RSVP TO**  
Dr. Deborah A.  
Taylor-Long at (772)  
564-3026

**EQUITY  
IN  
ACTION**

**Moving to Re-Envision 2025**



**SDIRC  
UNITY  
WEEK**

First Week of School

