



**School District of Indian River County**  
**African American Achievement Plan 2021 -2022**  
**Assurances of Implementation of Strategies/Action Steps**



**Quarter of the School Year: 3**

**District Office: Strategic Planning & Support Services**

In August 2021, the School District of Indian River County initiated the implementation of the 2021-2022 African American Achievement Plan. To review and ensure compliance with progress of action steps associated with the African American Achievement Plan, the District provides quarterly updates related to action steps accomplished and quarterly outcomes.

The attached documentation provides school level evidence of progress towards accomplishing action steps incorporated into the 2021-2022 African American Achievement Plan. Documentation requirements have been designed to honor the full intent of the developed African American Achievement Plan while optimizing the efficiency and effectiveness of outlined actionable steps.

To support ongoing accountability of action step implementation, documentation, and progress the following assurances have been verified by the principal of each school:

- Action steps included within the 2021-2022 African American Achievement Plan have been implemented with consistency and purpose to eliminate the achievement gap.
- Progress related to action steps has been monitored at designated intervals (e.g., monthly, quarterly) outlined in the African American Achievement Plan.
- Data reviews have been conducted to identify areas of strength and concern and disaggregated data will be provided upon request.
- Progress related to the elimination of the achievement gap has been monitored in an ongoing way and needed modifications have been made as identified.

These assurances have been reviewed and verified on: 3/28/2022 \_\_BM\_\_PL\_\_HH\_\_ (initials)

**Quarterly Reflection**

(Please summarize any reflections based upon action step implementation for the quarter. What are areas of progress or opportunities for growth? What are next steps based upon work accomplished?)

Problem solving continues to evolve over time. Our data systems are becoming more robust providing a broader depth of data. Data that required multiple systems have now been combined into one place. We are currently implementing strategies to assist in using that data to better inform problem solving and systematically evaluate program effectiveness.

The AIM Student Advocate and Secondary Lead Counselor have worked with thirty-five (35) students. Meetings with the students take place based on recommendations by each school weekly. They average 5 to 6 students per school who fall in the bottom quartile academically. School based MTSS teams are meeting on the students in the AIM program and are implementing the recommendations and providing additional support as needed.



**School District of Indian River County**  
**African American Achievement Plan 2021 – 2022**  
**Quarterly Summary of Implementation of Strategies/Action Steps**



**Quarter of the School Year: 3**

**Date of Summary: 3/28/2022**

**District Office: Strategic Planning & Support Services**

**Strategies: 1.3, 2.1, 2.2, 5.4**

**Strategy AAAP 1.3: Use Florida Early Warning Indicators to support secondary School Leadership Teams in developing and implementing interventions for African American students who are not on-track to graduate.**

Dates of Support Provided to School Leadership Teams/Updates to the Early Warning System Dashboard	<p>The more comprehensive Early Warning System Power BI dashboard was published at the end of Quarter 2.</p> <p><b>EWS Meetings:</b> 2/11/2022 and 3/3/2022</p> <p><b>PD of Dashboard:</b> 1/31/2022 with School Counselors; 2/9/2022 with Federal Programs Staff; and 3/3/2022 with Mental Health Services</p> <p><b>1:1 Coaching</b> with Fellsmere Elementary School Counselor: 2/4/2022</p>
--	---

\*Attach examples of the Early Warning System Dashboard

**Strategy AAAP 2.1: Implement data-driven problem solving and provide needs-based supports to schools to specifically address identified discipline and achievement disparities.**

Dates of Support Provided for Problem Solving for Discipline and/or Achievement Disparities	<p><b>Cabinet Data Reviews:</b> 1/13/2022; 2/24/2022; and 3/17/2022</p> <p><b>SPSS Leadership Meetings:</b> 1/21/22 and 3/18/2022</p> <p><b>Discipline Meetings:</b> 1/25/2022</p> <p><b>In-Person Data Coaching:</b> Sebastian Elementary: 1/18/2022; Pelican Island Elementary: 1/4/2022; 1/25/2022; 1/28/2022; 2/1/2022; 2/4/2022; 2/8/2022; 2/15/2022; 2/22/2022; 3/1/2022; 3/11/2022; VBHS: 1/7/2022; Treasure Coast Elementary: 1/18/2022; Citrus Elementary: 1/24/2022; 3/11/2022; and 3/17/2022; ESE Program Specialist: 1/26/2022; Fellsmere Elementary: 2/4/2022; 2/24/2022, and 2/28/2022</p> <p><b>Alternative Intervention Measures (AIM):</b> 2/3, 2/4, 2/10, 2/11, 2/17, 2/24, and 2/25</p>
Summary of Planned Action Steps	<p>We will continue with problem solving and provide targeted support to identified schools.</p> <p>Going into the fourth quarter we will be visiting each secondary school to evaluate current students being seen through the AIMS program. As students are progressing, no referrals, 90% average daily attendance, and grades C or above, they will be dismissed from the AIMS program. New students will be added to the AIMS program using the EWS and summary plans will be developed for them.</p>

**Strategy AAAP 2.2: Implement alternative discipline interventions and supports for African American students identified as off-track according to disciplinary Early Warning Indicators.**

Dates of Professional Development Provided for Alternative Discipline Interventions & Supports	<p>1/4/22, 1/7/22, 1/10/22, 1/11/22, 1/12/22, 1/13/22, 1/18/22, 1/20/22, 1/24/22, 1/25/22, 1/27/22, 1/31/22, 2/1/22, 2/2/22, 2/3/22, 2/7/22, 2/8/22, 2/9/22, 2/17/22, 2/22/22, 2/24/22, 2/25/22, 3/2/22, 3/14/22, 3/15/22, 3/16/22, 3/17/22, 3/18/22</p>
--	--

\*See Attached log

**Strategy AAAP 5.2: Evaluate the impact that school choice, including magnet enrollment, is having on the representation of African American students at specific schools, with a particular focus on schools that are racially identifiable.**

<b>Dates of Evaluation</b>	1/20/22 & 2/28/2022
<b>Summary of Results</b>	Each school was evaluated before the lottery runs for the SY 22-23 choice placements. Based on the data for school enrollment Dodgertown Elementary, Gifford Middle School, and Sebastian Elementary were over the percentage for African American Students set by the 2018 Joint Plan and Fellsmere Elementary was under the percentage. Therefore, African American Students at all but the three schools that are over the percent range were given priority in the choice lottery. This will help maintain the majority of schools within the acceptable range while limiting any increase at the three schools that are currently over the percentage. These data points will continue to be evaluated as we hold further choice lotteries to prepare for the 22 -23 school year.

**Strategy AAAP 5.4: Continue to provide evidence of implementation of the AAAP and progress monitoring, including a 5-year progress monitoring framework, on the District's public-facing website.**

The Power BI dashboards, that are available to the public, provide visualized data that is readily available, easily accessible, and are updated at the beginning of each month. The first page of every dashboard contains the (1) Dashboard Background, (2) Dashboard Information, and (3) any definitions explaining the meaning of various abbreviations within the dashboard. Each dashboard contains "filters" to customize the data on a page. These "Filters" allow the user to reduce the information on the dashboard to only the desired data.

To date, there are 11 Public-facing dashboards. These include: District Grade/FSA Rankings; Early Warning Systems; Extracurricular Activities; Graduation Documentation; Least Restrictive Environment; Student Attendance; Student Discipline; Student Enrollment; Student iReady Performance Report; Student and Staff Racial/Ethnic Distribution Documentation; and Unit Assessments Performance Summary.

<<
File Export Chat in Teams Get Insights Subscribe
Reset to Default Bookmarks View

**EWS**

EWS Dashboard Information pa...

SIP EWS 21-22

---

EWS 21-22

- Overall
- Quiet Disengaged
- Disengaged
- Low-Achiever
- Maladjusted

## Early Warning System

				Early Warning Indicators			
Demographic Filters			YTD Absenteeism	Classroom Removal	OSS	L25 Math or ELA	
School	School Type	Cohort Year	All	All	All	All	
All	All	All	Ct Retained	Retained This Year	Ct Enrollments	New Enroll This Ye...	
All	All	All	All	All	All	All	
Grade	Race/Eth	ESE	Failed Course	Count ODR	Baker Act	Suicide Assessment	
All	All	All	All	All	All	All	
ED	ELL	Homeless	BIP	Mental Health Refe...	Handle w Care	Safety Plan	
All	All	All	All	All	All	All	

### Student List

Name	ID	School	GD	Race/Eth	ED	ELL	Primary Exceptionality	Gender	Count ODR	Baker Act	Behavior Interv Plan	Mental Health Ref	Safety Plan
[Faded]	[Faded]	[Faded]	[Faded]	[Faded]	[Faded]	[Faded]	[Faded]	[Faded]	[Faded]	[Faded]	[Faded]	[Faded]	[Faded]
[Faded]	[Faded]	[Faded]	[Faded]	[Faded]	[Faded]	[Faded]	[Faded]	[Faded]	[Faded]	[Faded]	[Faded]	[Faded]	[Faded]

### Student Schedule

Name: [Dropdown]

Course Title	Teacher	Q1	Q2	S1	Per
WEIGHT TRAIN 2	[Faded]	A	A+	A	0
WEIGHT TRAIN 3	[Faded]	B	B	B	0
PRE-CALCULUS HON	[Faded]	A	A	A	0
AUTO MAINT/LT RPR 1	[Faded]	B	D+	C	0
CHEM 1 HON	[Faded]	A	B	A	0
ENG HON 2	[Faded]	A	B	A	0
INDIVIDUAL SPRTS 1	[Faded]	A	A	A	0
INDIVIDUAL SPRTS 2	[Faded]	A	A	A	0
DAFT 1	[Faded]	A	A	A	0

**YTD Absent**

4.9K (40.43%)    4.98K (29.17%)    5.19K (30.4%)

● Chronic  
● Severe  
● Adequate

**Count of Students vs Count of School Enrollments**

## 17082

Student Count

## CABINET DATA BRIEFING - CALENDAR



**Date:** 1.13.22

### Calendar of Topics

District Data Review Date	Cabinet Data Briefing Date	Seasonal Data Briefing Topics		
		All Briefings: Attendance, Discipline, Graduation, iReady/A3K Usage		
Reignite 7/19-7/21	7/22/21			
	8/5/21	School Grade	Schedule Audit	
	8/19/21	MS ACC and HS CCA		
	9/2/21			
Impact Review 9/13 - 9/23	9/16/21	iReady Diagnostic	DataCom Prep	
DataCom 9/24/21	9/30/21	Staff Attendance		
	10/14/21	Bottom Quartile		
	10/28/21	Q1 Course Grades	FLKRS	
Impact Review 11/29 - 12/10	11/11/21	Unit Assessments	Goal Tracker Update	
	12/8/21	Graduation	Public Facing Data	
	12/17/21	iReady Winter Diagnostic	Risk Ratio update	
DataCom 1/14/22	1/13/22	DataCom Prep		
	1/27/22	Q2/S1 Course Grades		
	2/10/22	iReady Diagnostic All Gd		
Impact Review 2/28 - 3/11	2/24/22			
DataCom 3/17/22	3/10/22			
	3/31/22	Q3 Course Grades		
	4/14/22			
	4/28/22			
	5/12/22			
	5/26/22	iReady Diagnostic		
	6/9/22	Q4/S2 Course Grades		
	6/23/22	Grade 3 FSA ELA		

## DATA BRIEFING - AGENDA



**Date:** 1.13.22

**Facilitator:** Dr. Brian McMahon

### Staff in Attendance

- ☐ Dr. David K. Moore, Superintendent | ☐ Scott Bass, Deputy Superintendent |  
☐ Pamela Dampier, Asst Sup | ☐ Ronald Fagan, CFO | ☐ Cristen Maddux, PIO |  
☐ Richard Myhre, Asst Sup | ☐ Dr. Christina Jacobs, Director | ☐ Eric Seymour, Asst Sup |  
☐ Dr. Brian McMahon

Item	Staff Responsible
Review of Action Steps from last Data Briefing	McMahon
Attendance, Discipline, Usage	McMahon
Risk Ratio Update	McMahon
DataCom Prep	McMahon
Review of Next Steps	Cabinet

### 12/17/21 Action Steps:

- Add ASPIRE to Risk Ratio - Complete
- Add Overall to iReady - Complete
- Create DataCom Dashboard - Complete

## CABINET DATA BRIEFING - CALENDAR



**Date:** 2.24.22

### Calendar of Topics

District Data Review Date	Cabinet Data Briefing Date	Seasonal Data Briefing Topics		
		All Briefings: Attendance, Discipline, Graduation, iReady/A3K Usage		
Reignite 7/19-7/21	7/22/21			
	8/5/21	School Grade	Schedule Audit	
	8/19/21	MS ACC and HS CCA		
	9/2/21			
Impact Review 9/13 – 9/23	9/16/21	iReady Diagnostic	DataCom Prep	
DataCom 9/24/21	9/30/21	Staff Attendance		
	10/14/21	Bottom Quartile		
	10/28/21	Q1 Course Grades	FLKRS	
Impact Review 11/29 – 12/10	11/11/21	Unit Assessments	Goal Tracker Update	
	12/8/21	Graduation	Public Facing Data	
	12/17/21	iReady Winter Diagnostic	Risk Ratio update	
DataCom 1/14/22	1/13/22	DataCom Prep		
	1/27/22	CANCELLED		
	2/10/22	CANCELLED		
Impact Review 2/28 – 3/11	2/24/22	Goal Tracker		
DataCom 3/17/22	3/10/22			
	3/31/22	Q3 Course Grades		
	4/14/22			
	4/28/22			
	5/12/22			
	5/26/22	iReady Diagnostic		
	6/9/22	Q4/S2 Course Grades		
	6/23/22	Grade 3 FSA ELA		

## DATA BRIEFING - AGENDA



**Date:** 2.24.22

**Facilitator:** Dr. Brian McMahon

### Staff in Attendance

- ☐ Dr. David K. Moore, Superintendent | ☐ Scott Bass, Deputy Superintendent |  
☐ Pamela Dampier, Asst Sup | ☐ Ronald Fagan, CFO | ☐ Cristen Maddux, PIO |  
☐ Richard Myhre, Asst Sup | ☐ Dr. Christina Jacobs, Director | ☐ Eric Seymour, Asst Sup |  
☐ Dr. Brian McMahon

Item	Staff Responsible
Review of Action Steps from last Data Briefing	McMahon
Attendance, Discipline, Usage	McMahon
Moonshot Moment Data Discussion	McMahon
Student Attendance Dashboard Updates	McMahon
Goal Tracker Update	McMahon
Review of Next Steps	Cabinet

1/13/21 Action Steps:

- a. NA – DataCom Prep



## OFFICE OF STRATEGIC PLANNING AND SUPPORT SERVICES

### Staff in Attendance:

Pam Dampier	Julie Kastensmidt	Rachel Moree	Jody Houston
Dr. Brian McMahon	Dr. Paula Lewis	Shannon Bass	<del>Catherine Beck</del>
Heather Holden			

**Action Steps from Previous Meeting:** N/A for this meeting due to the change in format

### Agenda:

- Review of Dashboards
  - **EWS – Draft Dashboard**
    - Reviewed with Team - including additional slicers within the EWS which are really interventions (e.g. – Baker Act, Suicide Assessment...). The app also includes the separate pages for each of the Typologies.
  - **Attendance Dashboard**
    - Attendance initiative put on hold due to Covid
    - Habitually Truant page is being used by District, follow up still needed at the School Level with parents.
  - **Discipline Dashboard**
    - Reviewed the new page of Classroom Removals Risk Ratio; There are concerns of the Risk Ratio regarding ESE Students. ESE and SSS would like a day to complete training with Administrators and Cabinet Members at the same time and schedule follow-up from the appropriate team members.
    - Dr. McMahon reminded the team to continue to communicate changes team members may need, example “vaping” incidences on the Discipline Dashboard.
  - **Public Facing Dashboards**
    - Reviewed dashboards that the public can access
  - **Graduation Data and Monitoring Dashboard**
    - PERT, ACT, and SAT has been added
  - **Special Topics**
    - Initiatives
      - Parent access to number of incidences their child was referred for – example vaping

### Action Steps/Next Meeting:

**Moore and Lewis** will develop training for Risk Ratio regarding ESE students for Administrators and Cabinet Members.



## DISCIPLINE/ESE/10+ MEETING AGENDA

### Staff in Attendance:

- Dr. Paula Lewis, Director of Student Services
- ~~Dr. Tracy Crawford, Social Worker~~
- Dr. Brian McMahon, Coordinator of Accountability & Research
- Jody Houston, Data Coach
- ~~Kat Wolf, Program Specialist~~
- Laura McGill, ESE Behavior Analyst
- Claudia Navarro, Prevention Intervention Specialist
- Rachel Moree, Director of ESE
- ~~Dr. Daphne Mathews, Program Specialist~~
- Jessica Rojas, Program Specialist
- Tom Stull, Program Specialist – Program Specialist
- Ainsley Seeley, Program Specialist
- Ashely Dowdell, Program Specialist
- Lavonne Walker, - Prevention Intervention Specialist

### Action Steps from Previous Meeting: N/A

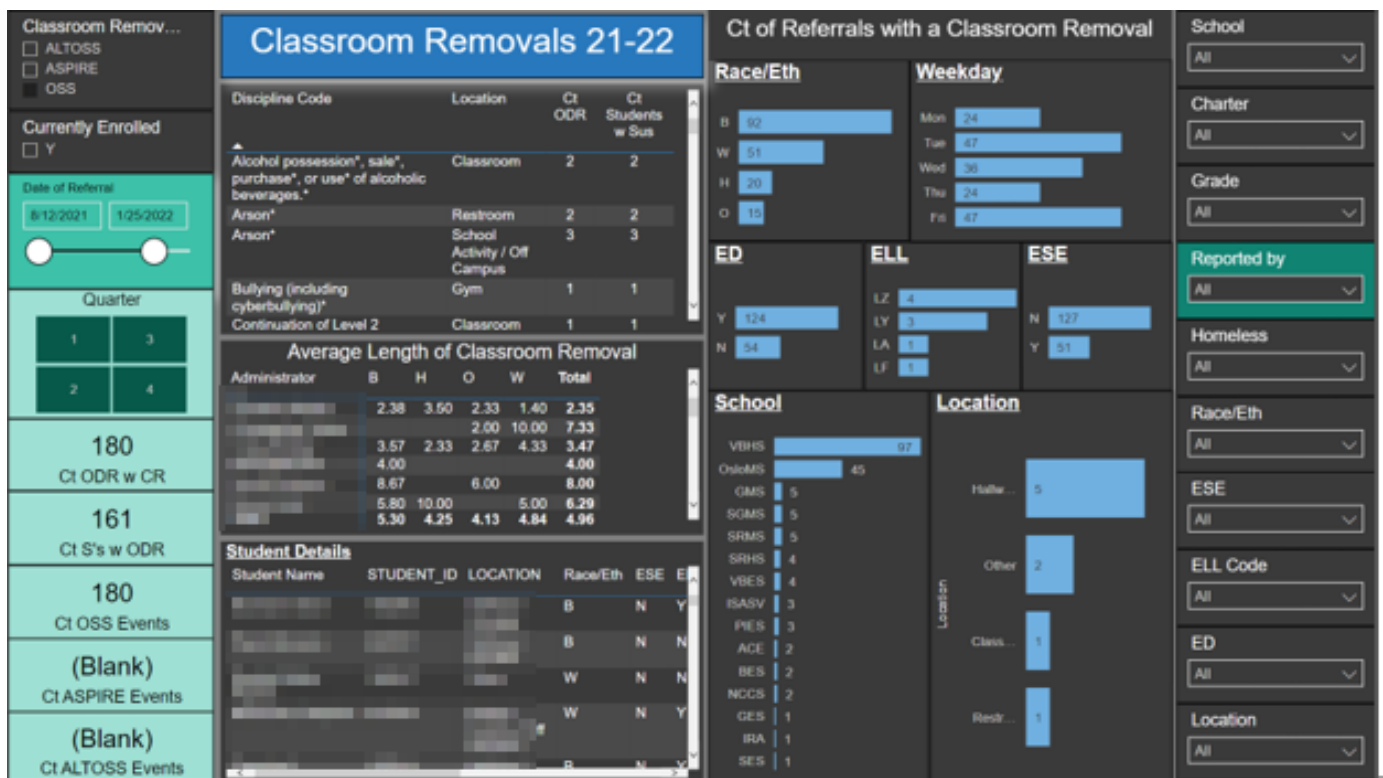
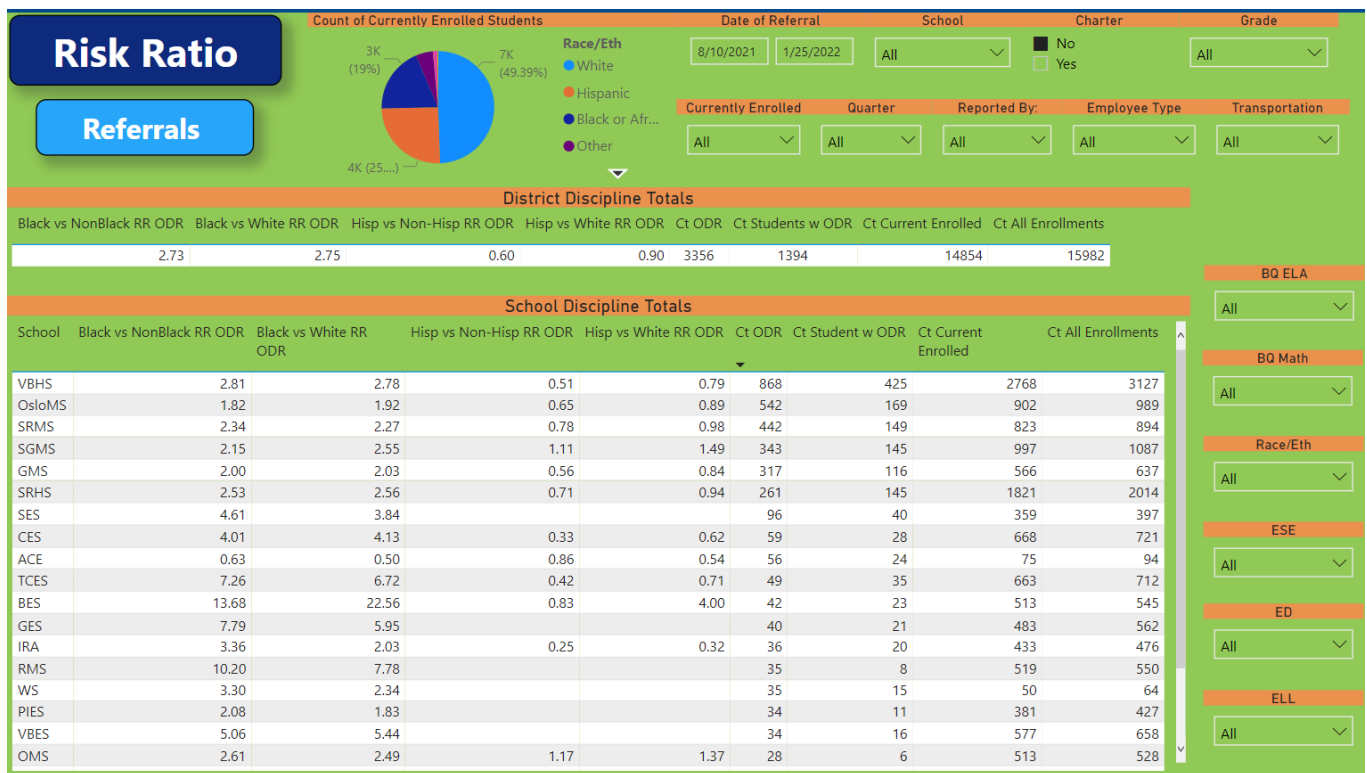
### Agenda:

#### Review Dashboards:

- Public Facing Dashboards – Anyone in the public can go there to retrieve discipline data. They can get into these from the “I want to” menu by clicking on “Access Data” from the SDIRC Homepage.
- Reviewed added page of Classroom Removals Risk Ratio to Discipline App/Problem Solving
  - Discussed concerns from a District perspective that the Risk Ratio (7.74) is high (Oslo Middle Schools and Vero Beach High School are the biggest contributors – then the combination of all others with small numbers). Dr. Lewis and Ms. Moree reported scheduling meetings with administrators and other problem solving.
  - 2.89 for CR RR when considering all Classroom Removal options and 2.88 for ESE, however, what state monitors (OSS + ISS) is 7.74.
  - Reviewed the names of ESE students who are approaching the 10 days and ensure Problem Solving is happening for these students. There is a manual being developed for MDR/CERT including a one-page flowchart. ESE will be rolling out a training on this manual and Greg McDonald working on sending an alert if a student is approaching the 10 days. Dr. McMahon will follow up with Dr. Mathews to ensure the four students at VBHS are on their radar.
- What supports can we provide?
  - Will bring the “menu” of when, who to use Power Bi for this team’s review
- Team Discussion
  - Barrier identified: Confusion/Lack of Accountability amongst administrators about the process of Discipline with ESE (Manifestation/CERT) and how they do their “due diligence” with this process. Possible solutions were discussed. ESE/SS has a comprehensive plan for PD for administrators.

### Action Steps/Next Meeting:

- Dr. McMahon will
  - Follow up with Dr. Mathews about students approaching the 10-day suspension number at VBHS
  - Follow up at the next Cabinet meeting regarding the possibility of removing OSS from the option of discipline for ESE students



## Data Coaching Log

Date	Who	School or Department	Audience	Purpose of Meeting
1/4/2022	Houston	PIES	PIE Faculty	Quick Overview MTSS and How to complete the RFA
1/7/2022	McMahon Houston	VBHS	Instructional Coach/Coaches	Graduation Monitoring
1/18/2022	Houston	SES	MTSS Team Level 3	MTSS Coaching
1/18/2022	Houston	TCES	MTSS Team Level 3	MTSS Coaching
1/24/2022	Houston	CES	MTSS Team Level 3	MTSS Coaching
1/25/2022	Houston	PIES	Administration	Reviewed Current Data
1/26/2022	McMahon	ESE	ESE Program Specialists	Reviewed Current Data
1/28/2022	Houston	PIES	MTSS Team Level 3	MTSS Coaching
2/1/2022	Houston	PIES	Administration	Reviewed Current Data
2/4/2022	Houston	FES	Administration, Instructional Coaches and School Counselor	Data Review /EWS Dashboard
2/4/2022	Houston	PIES	MTSS Team Level 3	MTSS Coaching
2/8/2022	Houston	PIES	Administration	MTSS Coaching Data Review
2/15/2022	Houston	PIES	Administration	Problem Solving
2/22/2022	Houston	PIES	Administration	Problem Solving
2/24/2022	Houston	FES	Leadership Team	Data Review/ Goal Tracker
2/28/2022	Houston	FES	Leadership Team	Science Data Review/Classroom Sweeps
3/1/2022	Houston	PIES	Administration	Problem Solving
3/11/2022	Houston	CES	Instructional Coaches	Individual Problem Solving
3/11/2022	Houston	PIES	MTSS Team Level 3	Coaching the Step 4 in the process
3/17/2022	Houston	CES	Admin and 4th Grade Team	Problem Solving/Review Dashboard

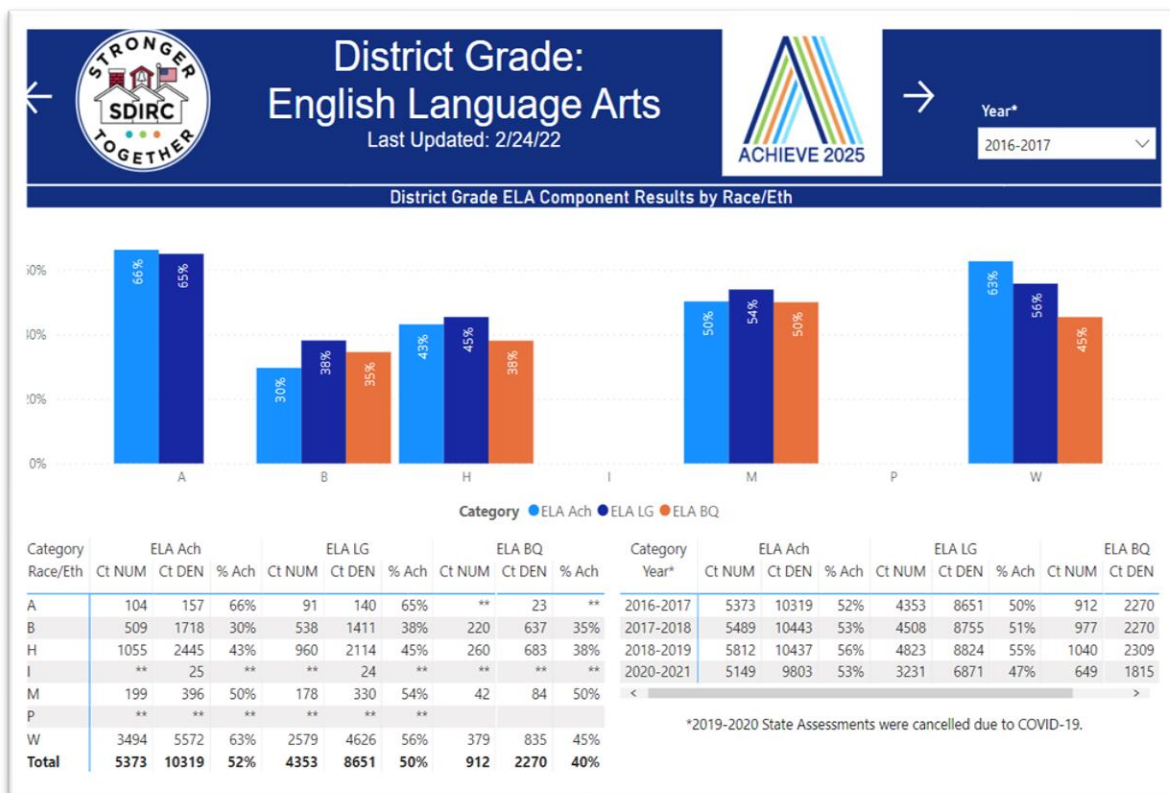
Strategy AAAP 2.2 Artifacts:

Quarter 3		
DATE	SCHOOL	PURPOSE
1/04	ACE, FLC, GMS, VBHS, SRMS, SRHS, SGMS, OSLO	Success Coach data analysis
1/07	GMS	Code of Conduct student input
1/10	FLC	Code of Conduct student input
1/11	ACE	MTSS Support
1/12	SRMS	Code of Conduct student input
1/12	SRHS	Code of Conduct student input
1/13	OSLO	Code of Conduct student input
1/18	GMS	MTSS Support
1/20	SRHS	MTSS Support
1/24	VBHS	MTSS Support
1/25	OMS	ASPIRE visit
1/25	VBHS	ASPIRE visit
1/25	FLC	ASPIRE visit
1/27	SRHS	ASPIRE visit
1/27	SRHS	ASPIRE visit
1/31	Districtwide	YMHFA training
2/1	VBHS	ASPIRE RJ
2/2	GMS	ASPIRE problem-solving
2/3	All Secondary	Success Coach meeting
2/7	SRHS	ASPIRE visit
2/7	SRMS	Success coach problem-solving
2/8	SGMS	ASPIRE visit
2/9	OSLO	Success Coach visit
2/17	SRMS	ASPIRE problem-solving
2/22	OSLO	ASPIRE visit
2/24	SRHS	ASPIRE visit
2/25	OSLO	Discipline problem-solving
2/28	VBHS	Impact Review
3/1	OSLO	Impact Review
3/2	GMS	Impact Review/ASPIRE visit
3/7	DTE	Classroom Support
3/8	DTE	Classroom Support
3/9	DTE	Classroom Support
3/10	ACE	Impact Review
3/11	RES	Impact Review
3/14	VBHS	ASPIRE visit
3/14	FLC	ASPIRE visit
3/15	OMS	ASPIRE visit
3/16	All Secondary	Success Coach meeting
3/17-18	OSLO	Discipline Support

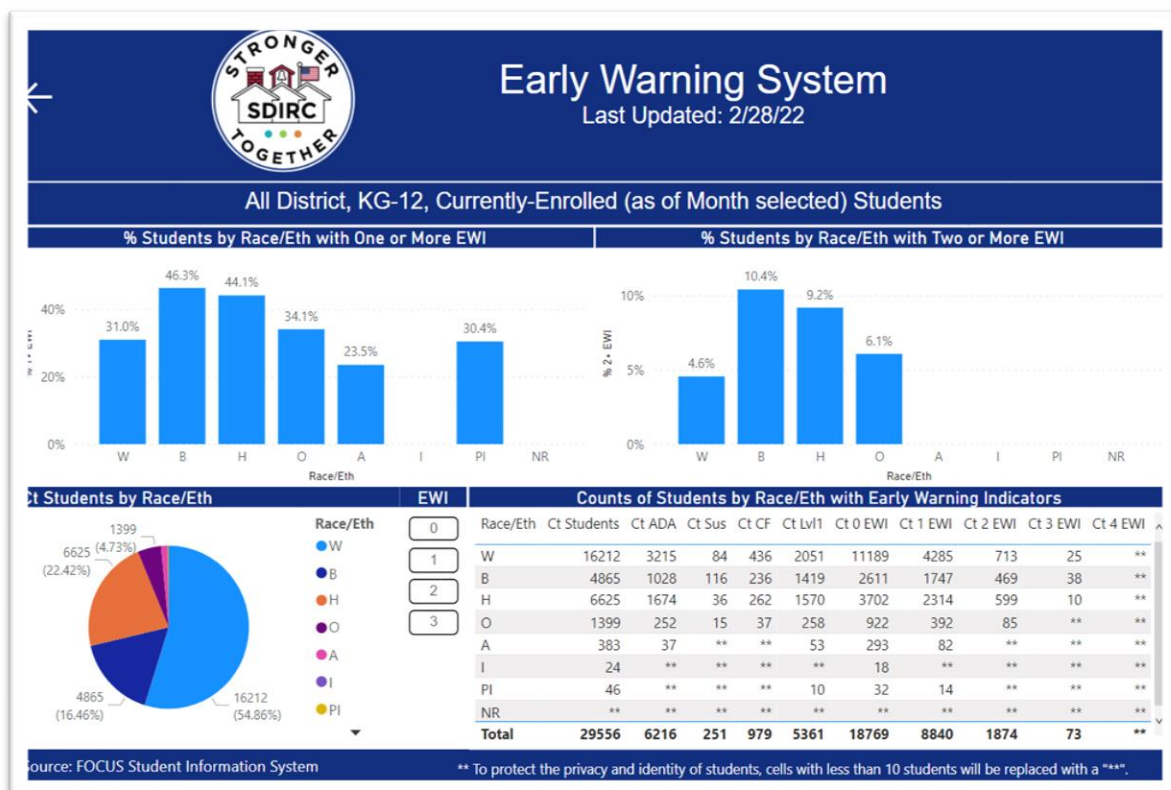
## Strategy AAAP 5.4 Artifacts:

The below are samples of the public-facing dashboards that will be found on the district website.

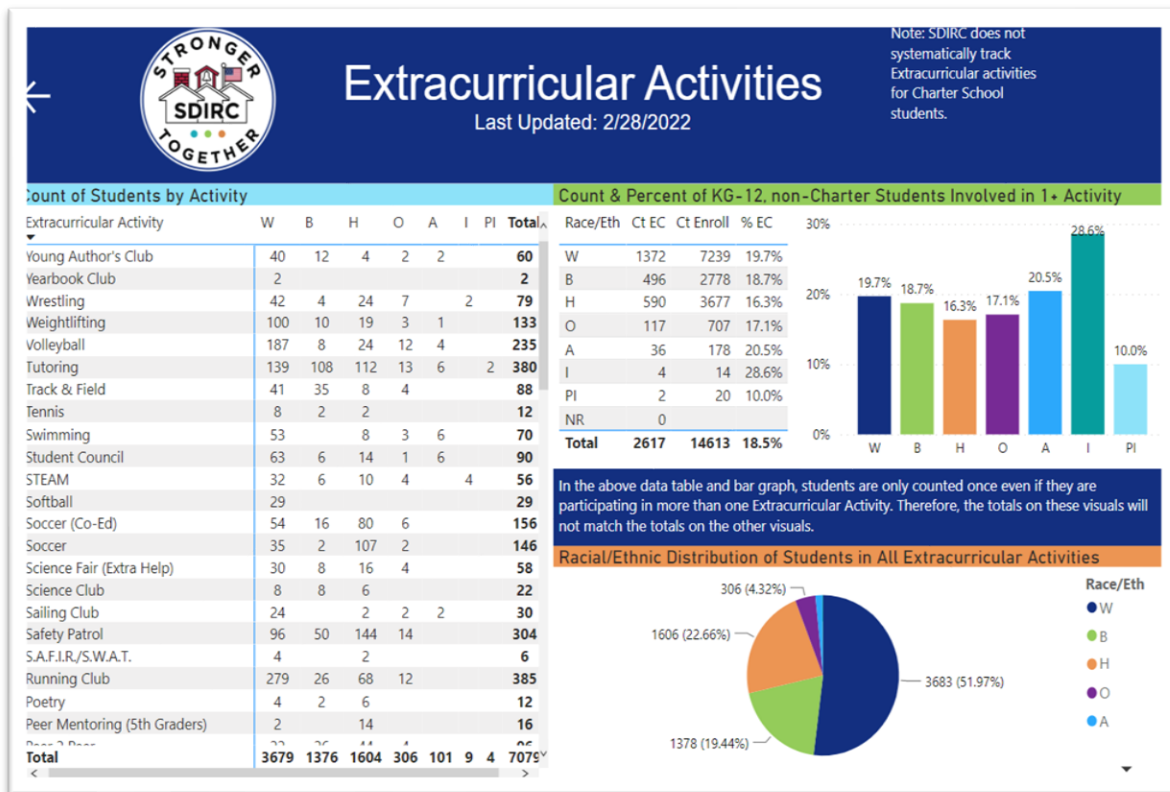
### District Grade/FSA Rankings



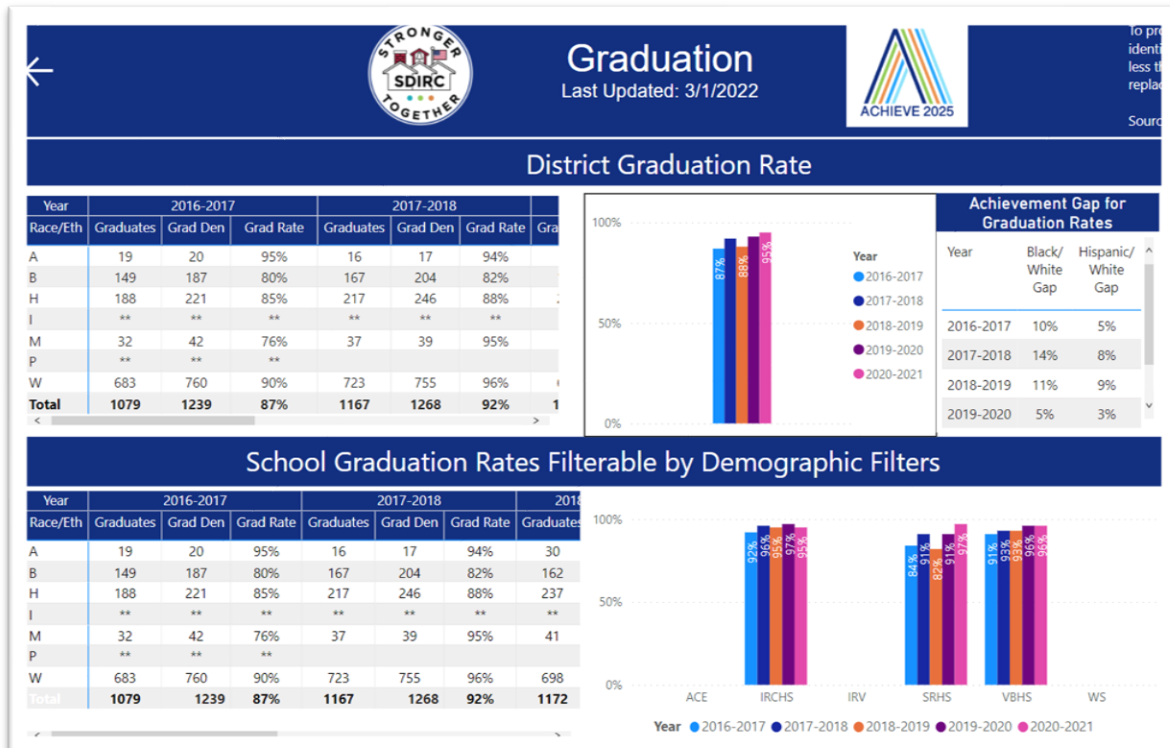
### Early Warning Systems



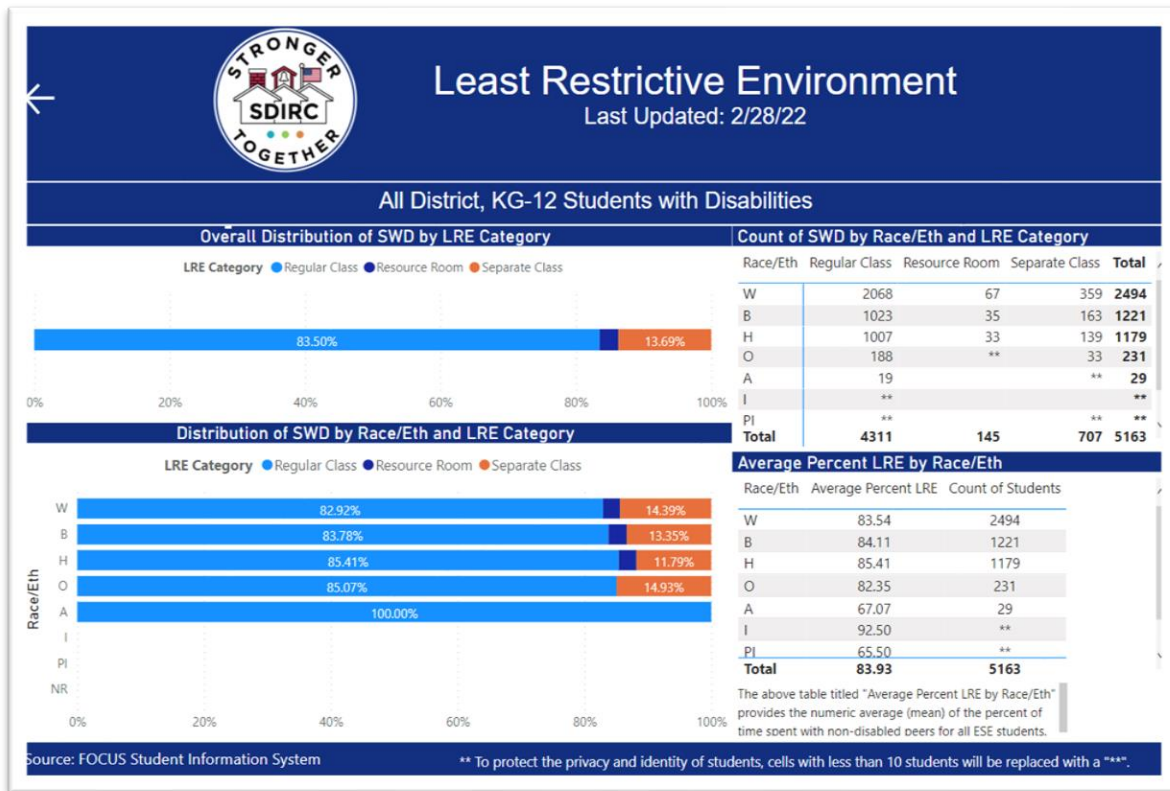
## Extracurricular Activities



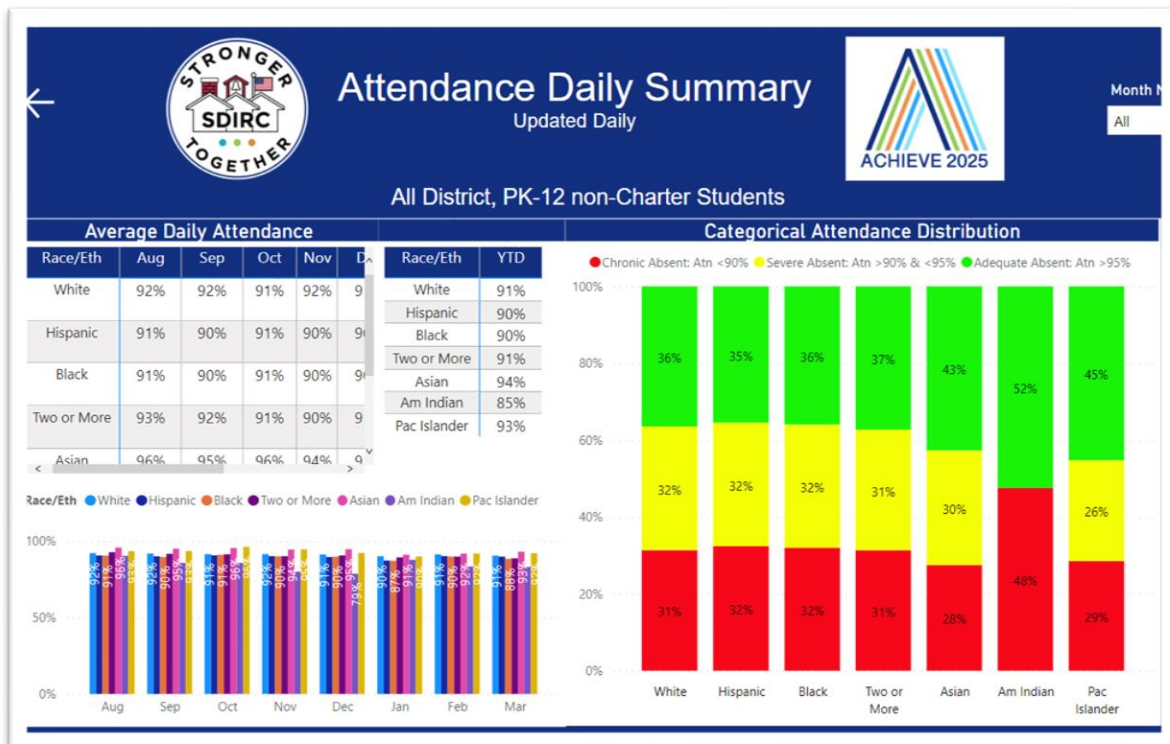
## Graduation Documentation



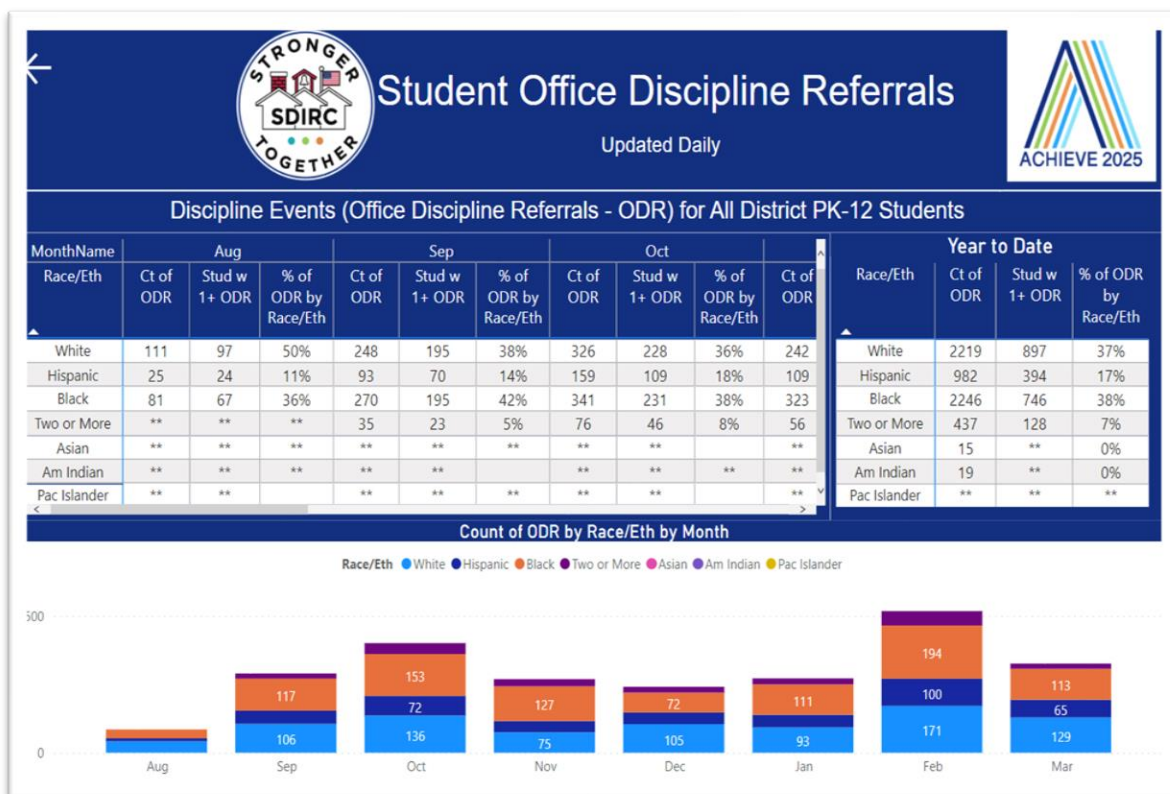
## Least Restrictive Environment



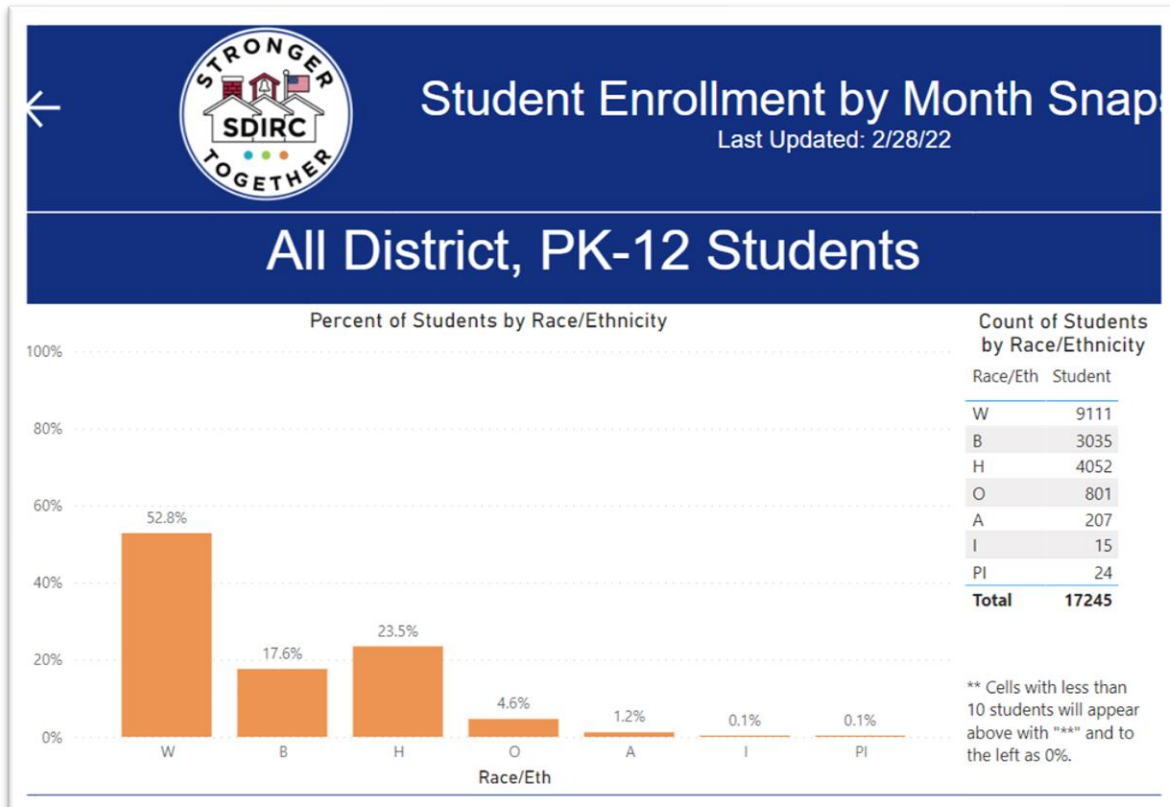
## Student Attendance



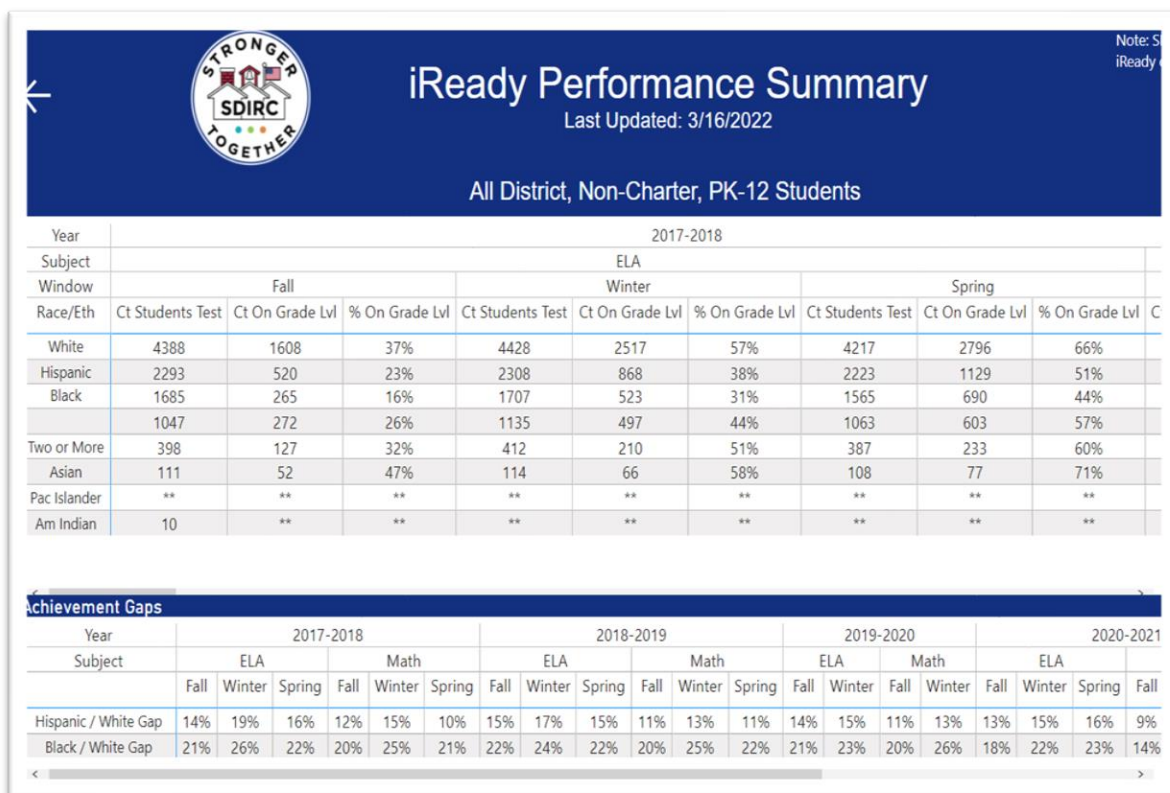
## Student Discipline



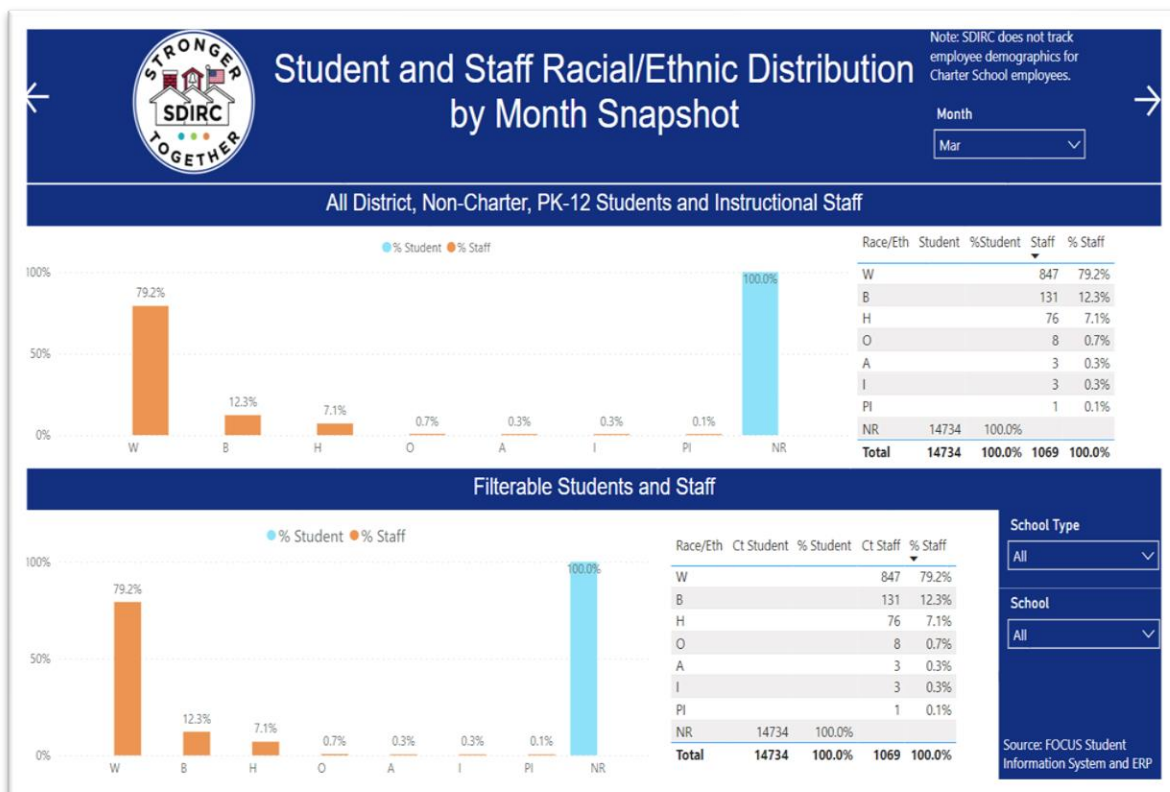
## Student Enrollment



## Student iReady Performance Report



## Student and Staff Racial/Ethnic Distribution Documentation



## Unit Assessments Performance Summary

