

DATA MONITORING

Using Data to inform your teaching and monitor student progress

CONTINUOUS IMPROVEMENT MODEL

The premise behind the Continuous Improvement Model is that we are constantly refining the content, methodology, and complexity of what it is that we are teaching our students based on the Assessment Data.

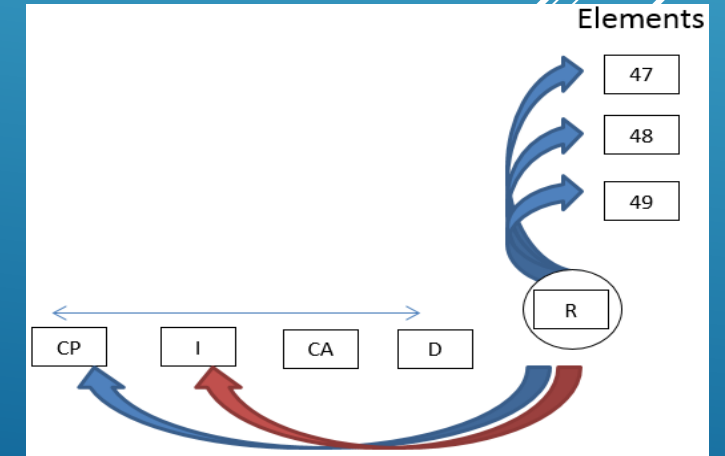
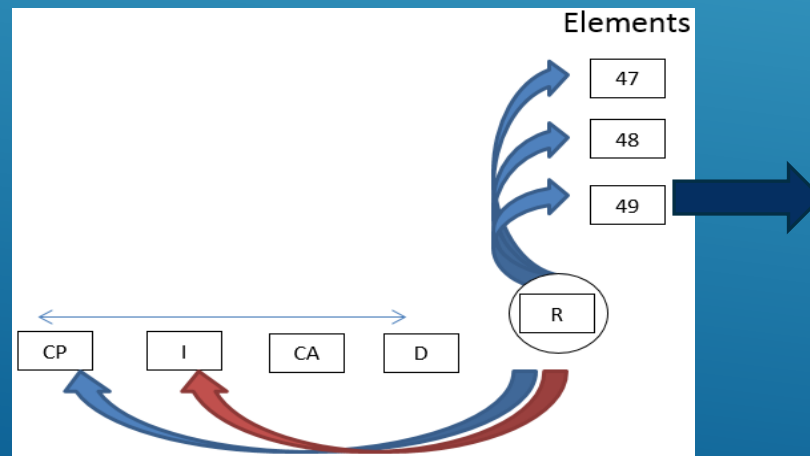
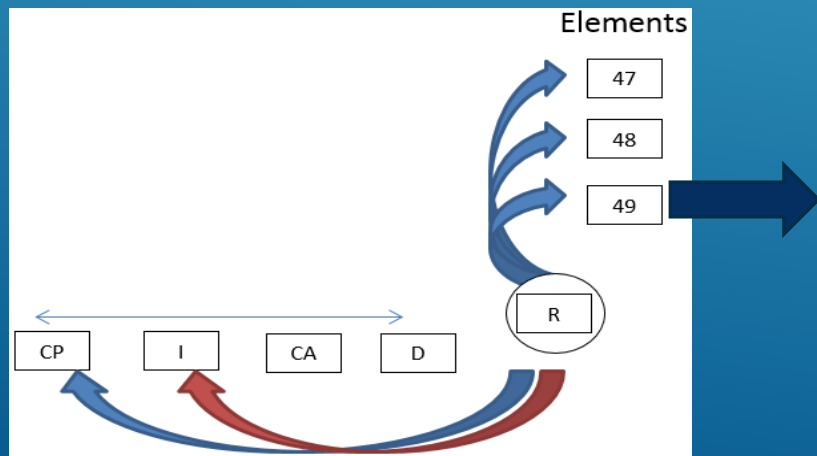
The open loop system of teaching should constantly take into consideration the results we are obtaining. Please take special note of elements 47, 48, & 49 and their integral role in the process.

47-Planning and preparing for the needs of students that are English language learners. **48**-Planning and preparing for the needs of students receiving special education.

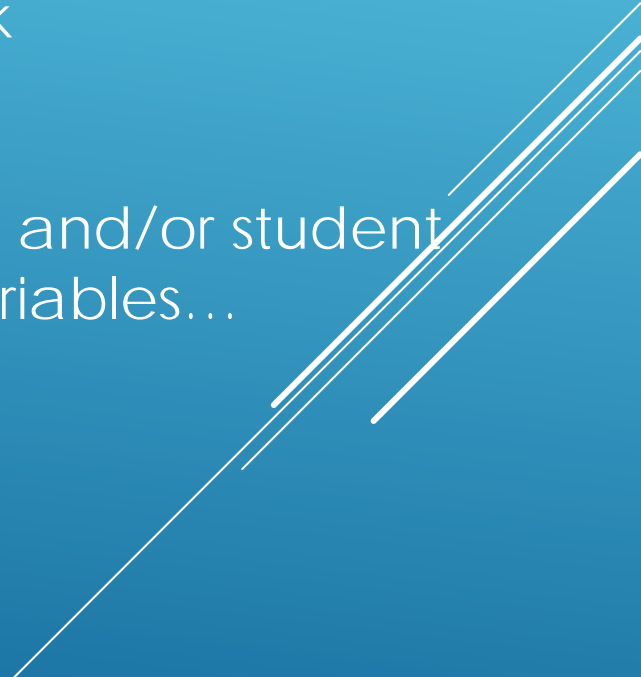
49-Planning and preparing for the needs of students who lack support for schooling.

When reflecting on the data are you specifically looking at your subgroups and incorporating strategies into your planning and teaching?


CP-Common Planning
I-Instruction
CA-Common Assessment
D-Data
R-Reflection



DATA MONITORING NOTEBOOK COMPONENTS

- Assessment Schedule
 - Item analysis associated with applicable assessments
 - Data Monitoring forms for each benchmark
 - Writing Rubrics
 - Tiered Intervention Information (MTSS, RTI)
 - Any additional information relating to your data collection and/or student monitoring....i.e. Discipline, attendance, outside variables...
- 
- A series of three parallel white diagonal lines extending from the bottom right corner towards the center of the slide.

SPECIFIC DATA

- DIBLES
 - FLKRS
 - FAIR-FS
 - School developed common assessments using Unify
 - Benchmarks
 - SAT 10
 - School wide-Writing Prompts
 - AIMSweb
 - iStation
 - Discipline
 - Attendance
 - MTSS
 - Intervention Plans
- 

FREQUENCY/LOCATION/TIMES

Frequency

- Tentative right now and set at once a month
- This is a soft number and will depend on available data, upcoming assessments, current student progress, and other variables.

Location

- The old TV Production room will be converted to the Data Mtg location

Times

- 8:00am-8:45am

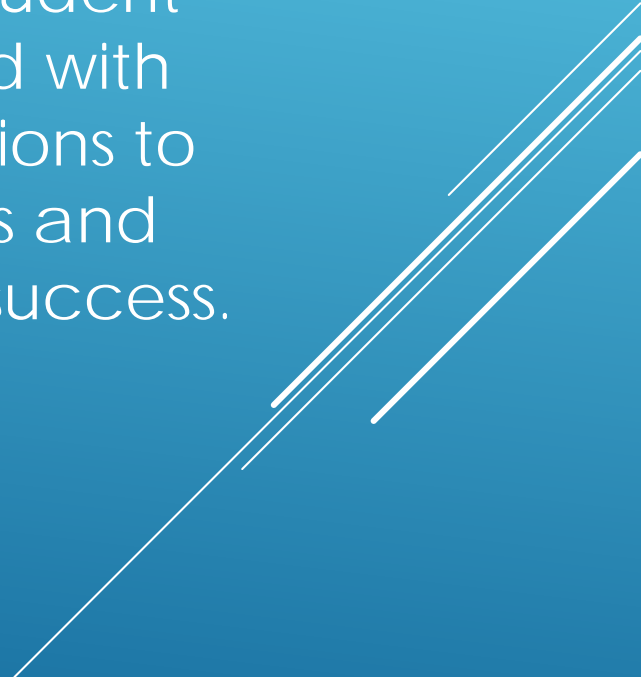
DISTRICT MONITORING PLAN

Progress Monitoring

Administrators, Instructional leaders, and teachers will monitor student and teacher progress throughout the 2016-2017 school year based on the continuous analysis of multiple sources of data.

Data-Based Decisions

Administrators, Instructional leaders, and teachers will focus on specific student data reports paired with classroom observations to make predications and decisions for school success.

Several white lines of varying lengths and angles are positioned in the bottom right corner of the slide, creating a modern, abstract graphic element.